

ภาคผนวก จ
เอกสารสอบเทียบเครื่องมือ

List of Instruments Certification for Air & Noise Quality Analysis

No.	Instrument/Equipment	Parameter	Manufacturer	Model/Serial No.	Calibrator	Certification No.	Date of Calibration	Due date of Calibration	Remark
Ambient									
1	Orifice Transfer Standard Calibrator	Total Suspended Particulate (TSP) Particulate Matter < 10 µm (PM ₁₀)	Tisch Environmental,Inc.	TE-5025A 3383	Tisch Environmental,Inc.	27072020	27 Jul 20	26 Jul 22	-
2	U-Tube Manometer	Total Suspended Particulate (TSP) Particulate Matter < 10 µm (PM ₁₀)	Dwyer	1221-36-W/M -	Technology Promotion Association (Thailand-Japan)	22P800	12 Mar 22	11 Mar 23	-
3	Flow Meter	Particular Matter (PM _{2.5})	Mesa Labs	DeltaCal DC1 159822	Innovative Instrument Co.,Ltd.	21-AFM-095	31 Aug 21	30 Aug 22	-
4	Aneroid Barometer	Total Suspended Particulate (TSP) Particulate Matter < 10 µm (PM ₁₀) Particular Matter (PM _{2.5})	Barigo, Germany	-	Technology Promotion Association (Thailand-Japan)	21P2503	21 Jul 21	20 Jul 22	-
5	Dial Thermo-Hygrometer	Total Suspended Particulate (TSP) Particulate Matter < 10 µm (PM ₁₀) Particular Matter (PM _{2.5})	Barigo, Germany	-	Technology Promotion Association (Thailand-Japan)	22H771	5 Apr 22	4 Apr 23	-
6	Nitrogen Dioxide Analyzer	Nitrogen Dioxide	Thermo Scientific	42i 1191503038	UAE Consultant Co.,Ltd.	04112021	4 Nov 21	3 Nov 22	-
7	Nitrogen Dioxide Analyzer	Nitrogen Dioxide	Thermo Scientific	42i 1201497724	UAE Consultant Co.,Ltd.	10112021	10 Nov 21	9 Nov 22	-
8	Nitrogen Dioxide Analyzer	Nitrogen Dioxide	Thermo Scientific	42i 1201497725	UAE Consultant Co.,Ltd.	10112021	10 Nov 21	9 Nov 22	-
9	Nitrogen Dioxide Analyzer	Nitrogen Dioxide	Thermo Scientific	42i 1201497726	UAE Consultant Co.,Ltd.	17112021	17 Nov 21	16 Nov 22	-
10	Standard Gases (Mixture)	Nitrogen Dioxide	Airgas	CC159599 2015PSIG	Airgas an Air Liquide company	E04NI99E15A01QC	30 Jul 19	30 Jul 22	-
11	Sulphur Dioxide Analyzer	Sulphur Dioxide	Thermo Scientific	43i 1182920012	UAE Consultant Co.,Ltd.	09112021	22 Nov 21	21 Nov 22	-

List of Instruments Certification for Air & Noise Quality Analysis

No.	Instrument/Equipment	Parameter	Manufacturer	Model/Serial No.	Calibrator	Certification No.	Date of Calibration	Due date of Calibration	Remark
Ambient									
12	Sulphur Dioxide Analyzer	Sulphur Dioxide	Thermo Scientific	43i 1182920013	UAE Consultant Co.,Ltd.	09112021	22 Nov 21	21 Nov 22	-
13	Sulphur Dioxide Analyzer	Sulphur Dioxide	Thermo Scientific	43i 1182920014	UAE Consultant Co.,Ltd.	09112021	22 Nov 21	21 Nov 22	-
14	Sulphur Dioxide Analyzer	Sulphur Dioxide	Thermo Scientific	43i 1182920015	UAE Consultant Co.,Ltd.	09112021	9 Nov 21	8 Nov 22	-
15	Standard Gases (Mixture)	Sulphur Dioxide	Airgas	CC159599 2015PSIG	Airgas an Air Liquide company	E04NI99E15A01QC	30 Jul 19	30 Jul 22	-
16	Wind Speed/Wind Direction	WS/WD	Scarlet Tech Ltd.	WL-21 2111DT0041	Scarlet Tech Ltd.	25032022	25 Mar 22	24 Mar 23	-
17	Sound Level Calibrator (Acoustic Calibrator)	Calibrate Sound Level Meter	Larson Davis	CAL150 6171	Innovative Instrument Co.,Ltd.	21-ACT-327	24 Aug 21	23 Aug 22	-
18	Sound Level Meter	$L_{Aeq\ 24\ hours}$, $L_{Aeq\ 1\ hour}$, L_{A90} , L_{Amax} , L_{Adn}	Larson Davis	LxT2 0005286	Sithiporn Associates Co., Ltd.	ACL22081	25 Jan 22	24 Jan 23	-
19	Sound Level Meter	$L_{Aeq\ 24\ hours}$, $L_{Aeq\ 1\ hour}$, L_{A90} , L_{Amax} , L_{Adn}	Larson Davis	LxT2 0005394	Innovative Instrument Co.,Ltd.	22-ACT-034	21 Jan 22	20 Jan 23	-
20	Sound Level Meter	$L_{Aeq\ 24\ hours}$, $L_{Aeq\ 1\ hour}$, L_{A90} , L_{Amax} , L_{Adn}	Larson Davis	LxT2 0005396	Innovative Instrument Co.,Ltd.	22-ACT-105	11 Feb 22	10 Feb 23	-
21	Sound Level Meter	$L_{Aeq\ 24\ hours}$, $L_{Aeq\ 1\ hour}$, L_{A90} , L_{Amax} , L_{Adn}	Larson Davis	LxT2 0005398	Innovative Instrument Co.,Ltd.	22-ACT-035	21 Jan 22	20 Jan 23	-
22	Sound Level Meter	$L_{Aeq\ 24\ hours}$, $L_{Aeq\ 1\ hour}$, L_{A90} , L_{Amax} , L_{Adn}	Larson Davis	LxT2 0005400	Innovative Instrument Co.,Ltd.	22-ACT-036	21 Jan 22	20 Jan 23	-
23	Sound Level Meter	$L_{Aeq\ 24\ hours}$, $L_{Aeq\ 1\ hour}$, L_{A90} , L_{Amax} , L_{Adn}	Larson Davis	LxT2 0005407	Innovative Instrument Co.,Ltd.	22-ACT-037	21 Jan 22	20 Jan 23	-

Certificate of Calibration

Calibration Certification Information

Cal. Date: July 27, 2020 Rootsmeter S/N: 438320 Ta: 298 °K
Operator: Jim Tisch Pa: 749.3 mm Hg
Calibration Model #: TE-5025A Calibrator S/N: 3383

Run	Vol. Init (m3)	Vol. Final (m3)	ΔVol. (m3)	ΔTime (min)	ΔP (mm Hg)	ΔH (in H2O)
1	1	2	1	1.4020	3.2	2.00
2	3	4	1	1.0000	6.3	4.00
3	5	6	1	0.8920	7.8	5.00
4	7	8	1	0.8430	8.7	5.50
5	9	10	1	0.7010	12.7	8.00

Data Tabulation

Vstd (m3)	Qstd (x-axis)	$\sqrt{\Delta H \left(\frac{Pa}{Pstd} \right) \left(\frac{Tstd}{Ta} \right)}$ (y-axis)	Va	Qa (x-axis)	$\sqrt{\Delta H \left(\frac{Ta}{Pa} \right)}$ (y-axis)
0.9817	0.7002	1.4042	0.9957	0.7102	0.8919
0.9776	0.9776	1.9859	0.9916	0.9916	1.2613
0.9757	1.0938	2.2203	0.9896	1.1094	1.4101
0.9745	1.1560	2.3286	0.9884	1.1725	1.4790
0.9692	1.3826	2.8084	0.9831	1.4024	1.7837
QSTD	m=	2.04993	QA	m=	1.28363
	b=	-0.02762		b=	-0.01754
	r=	0.99985		r=	0.99985

Calculations

Vstd=	$\Delta Vol((Pa-\Delta P)/Pstd)(Tstd/Ta)$	Va=	$\Delta Vol((Pa-\Delta P)/Pa)$
Qstd=	$Vstd/\Delta Time$	Qa=	$Va/\Delta Time$
For subsequent flow rate calculations:			
Qstd= $1/m \left(\left(\sqrt{\Delta H \left(\frac{Pa}{Pstd} \right) \left(\frac{Tstd}{Ta} \right)} \right) - b \right)$		Qa= $1/m \left(\left(\sqrt{\Delta H \left(\frac{Ta}{Pa} \right)} \right) - b \right)$	

Standard Conditions

Tstd: 298.15 °K
Pstd: 760 mm Hg

Key

ΔH: calibrator manometer reading (in H2O)
ΔP: rootsmeter manometer reading (mm Hg)
Ta: actual absolute temperature (°K)
Pa: actual barometric pressure (mm Hg)
b: intercept
m: slope

RECALIBRATION

US EPA recommends annual recalibration per 1998 40 Code of Federal Regulations Part 50 to 51, Appendix B to Part 50, Reference Method for the Determination of Suspended Particulate Matter in the Atmosphere, 9.2.17, page 30



TECHNOLOGY PROMOTION ASSOCIATION (THAILAND-JAPAN)
CORPORATE SERVICES 3: EQUIPMENT CALIBRATION AND TESTING SERVICES
534/4 PATTANAKARN ROAD SOI 18, SUANLUANG, SUANLUANG, BANGKOK 10250
TEL. 0-2717-3000-24 FAX. 0-2719-9484

Certificate of Calibration

Certificate No. : 22P800

Page : 1 of 2

Equipment : U-Tube Manometer

Manufacturer: Dwyer

Model : 1221-36-W/M

Serial No.: -

ID No.: UAE.EFM.022/2560

Condition As-Received: Used Item

Received Date: 03 March 2022

Calibration Date: 12 March 2022

Reference: 2203-0131WSC

Submitted by: United Analyst and Engineering Consultant Co.,Ltd.

Ambient Temperature: (23 ± 2) °C

Relative Humidity: (50 ± 15) %

Atmospheric Pressure: 1010 mbar

This certificate may not be reproduced other than in full,
except with the prior written approval of the head of
Corporate Services 3: Equipment Calibration and Testing Services.

81 Soi Udomsuk 41, Sukhumvit Road, Bangchak,
Phrakhanong, Bangkok 10260

Procedure used: The calibration was conducted by direct comparison method against Pressure Measuring Instruments Standard according to in-house calibration procedure CP-P04, using " DKD-R 6-1 ; Calibration of Pressure Gauges, Edition 03/2014 " as a guidelines.

Condition of this result of calibration

1.Reference standards instruments :

<u>Instrument</u>	<u>Model</u>	<u>Serial No.</u>	<u>Certificate No.</u>	<u>Due Date</u>
1) Pressure Calibrator	PC106P	1189	MP-0110-21	09 Aug 2022

2.This result of calibration was made on requested at the point specified by customer.

3.Scale and conversion factor is 1 kPa = 4.0146293 inH₂O

4.This instrument was used clean air as pressure media.

5.This instrument was calibrated by applied pressure to high-port (+) side and low-port (-) side open to atmospheric pressure.

6.This instrument was installed in vertical orientation and top of the pressure port was used as the reference level.

7.The certificate is valid only to the item calibrated on date and place of calibration.

8.This Certification is traceable to the International System of Unit maintained at:-

-National Institute of Metrology Thailand (NIMT)

Calibrated by : Suwit Aussarree

Issue Date : 14 March 2022

Approved Signatory :

Attapol P.
[] Phalinee Prabpaipal
[] Sura Suwannasri
[x] Attapol Panurach

เอกสารไม่ควบคุม

B 0282413



Cert.No.: 22P800

Page: 2 of 2

Result of calibration:- Without adjustmentFunction:- Pressure MeasurementIncreasing PressureRange : 0 inH₂O to 36 inH₂OScale Interval : 0.1 inH₂O (The Fifth Estimate)

<u>Applied Pressure</u> (inH ₂ O)	<u>UUC Indication</u>		<u>ΔP</u> (inH ₂ O)	<u>Error</u> (inH ₂ O)
	<u>High-port side</u> (inH ₂ O)	<u>Low-port side</u> (inH ₂ O)		
0.00	0.00	0.00	0.00	0.00
2.00	1.00	-1.00	2.00	0.00
4.00	2.00	-2.00	4.00	0.00
6.00	3.00	-3.00	6.00	0.00
8.00	4.00	-4.00	8.00	0.00
10.00	5.00	-5.02	10.02	0.02
12.00	6.00	-6.02	12.02	0.02
14.00	7.00	-7.04	14.04	0.04
16.00	8.00	-8.04	16.04	0.04
18.00	9.00	-9.04	18.04	0.04
20.00	10.00	-10.04	20.04	0.04
22.00	11.00	-11.02	22.02	0.02
24.00	12.00	-12.02	24.02	0.02
26.00	13.00	-13.02	26.02	0.02
28.00	14.00	-14.04	28.04	0.04
30.00	15.00	-15.04	30.04	0.04
32.00	16.00	-16.04	32.04	0.04
34.00	16.98	-17.06	34.04	0.04
35.80	17.98	-18.00	35.98	0.18

The uncertainty of measurement was ± 0.11 inH₂O

* UUC = Unit Under Calibration

* ΔP = High-port side - Low-port side

The reported uncertainty of measurement was based on a standard uncertainty multiplied by a coverage factor $k = 2$, providing a level of confidence of approximately 95 %.

-o0o-

เอกสารไมควบคุม

a 1099526

Certificate of Calibration

Customer

Name : UNITED ANALYST AND ENGINEERING CONSULTANT CO.,LTD.
Address : 81 Soi Udomsuk 41, Sukhumvit Road, Bangchak, Prakanong, Bangkok 10260

Certificate No : 21-AFM-095

Request No : Req-2021-0988

Unit Under Calibration Details

Measurement Item : Air Flow Meter
Manufacturer : BGI
Model : deltaCal DC1
Serial Number : 159822
ID : UAE.EFM.039/2561
Location of Calibration : LAB 4 AIR VELOCITY METER

Calibration Environment and Details

Temperature : 23 °C ± 3 °C
Humidity : 55 %RH ± 20 %RH
Barometric Pressure : 1013 hPa ± 10 hPa
Received Date : 22 July 2021
Calibration Date : 31 August 2021
Calibration Procedure : In-house method CP-AFM-01 by Comparison technique with Standard Primary Flow Calibrator


Reference Standard	Model	Serial Number	Traceble	Due Calibration
Air Flow Meter	Gilibrator 3 High flow	18501012012	Sensidyne	21 May 2022


Traceability :

This certificate provides traceability of measurement to recognized national standard, and to the realization of the international System of Units (SI)

Note :

The reported uncertainty is based on standard uncertainty multiplied by the Coverage Factor k=2, providing a level of confidence approximately 95 %.

Calibration By : 
Mr. Noppadon Luangart
Service Calibration Engineer

Approved By : 
Mr. Pacit Mathavorn
Calibration Engineer Supervisor

Issue Date : 1 September 2021

Certificate No : 21-AFM-095

Request No : Req-2021-0988

Result of Calibration :

Flow Setting	STD Flow Reading	UUC Flow Reading	Correction Flow	Uncertainty
LPM	LPM	LPM	LPM	LPM
14.5	14.508	14.54	-0.032	0.21
15.0	15.009	15.05	-0.041	0.22
15.8	15.807	15.88	-0.073	0.23
16.6	16.606	16.70	-0.094	0.24
18.3	18.308	18.41	-0.102	0.26

Note

STD : Standard

UUC : Unit Under Calibration

* Indicates non accredited

End of Certificate

The results related only to the item calibrated. The certificate shall not be reproduced except in full, without written approval of the Innovative Instrument Co., Ltd.

FM-708-AFM-01 Rev.00 Issue date 01/07/19

เอกสารไม่ควบคุม

Certificate of Calibration

Customer

Name : UNITED ANALYST AND ENGINEERING CONSULTANT CO.,I
Address : 81 Soi Udomsuk 41, Sukhumvit Road, Bangchak, Prakanong,
Bangkok 10260

Certificate No : 21-RHM-064

Request No : Req-2021-0988

Unit Under Calibration Details

Measurement Item	: Air Flow Meter	Resolution : 0.1 (°C)
Manufacturer	: BGI	Sensor Model : 2182 (Tf)
Model	: deltaCal DC1	Sensor SN. : MRG/024084-001
Serial Number	: 159822	Sensor ID. : UAE.EFM.039/2561
ID	: UAE.EFM.039/2561	Intrument Status : Used

Calibration Environment and Details

Temperature : 25 °C ± 5 °C
Humidity : 55 %RH ± 20 %RH
Received Date : 22 July 2021
Calibration Date : 31 August 2021
Calibration By : Mr. Sittichok Jirapukdeesakun
Location of Calibration : LAB 2 Temperature
Calibration Method : In-house method CP-THM-01 by Comparison With Standard Relative Humidity Meter and Standard Thermometer with RTD Probe in Humidity / Temperature Chamber

Reference Standard

Standard Thermometer Model: GT11, S/N: 12000077, Which was calibration on 30 March 2021, Calibration of Certificate No. : QR21-0719
and Relative Humidity Meter, Model: HP23-A, S/N: 61629979, Which was calibration on 28 September 2020, Calibration of Certificate No. : QR20-1651


Traceability

This Certificate is traceable to SI Unit through Quality Reborn Co., Ltd., NSC-ONSC Accreditation No. Calibration 0293

Note

The reported uncertainty is based on standard uncertainty multiplied by the Coverage Factor k=2, providing a level of confidence approximately 95 %.

Calibrated By : _____
Service Calibration Engineer

Approved By :  _____
Mr. Pacit Mathavorn
Calibration Engineer Supervisor
Issue Date : 1 September 2021

The results related only to the item calibrated. The certificate shall not be reproduced except in full, without written approval of the Innovative Instrument Co., Ltd.

Certificate No : 21-RHM-064

Request No : Req-2021-0988

Calibration Results : Without Adjustment

Temperature Calibration : Filter Temperature (Tf)

Temperature Range (°C)	Without Adjustment (°C)			Uncertainty (°C)
	STD Reading (°C)	UUC Reading (°C)	Correction (°C)	
20	19.999	20.1	-0.101	0.10
25	24.997	25.1	-0.103	0.10
30	30.000	30.2	-0.200	0.10
35	35.003	35.2	-0.197	0.10
40	40.004	40.2	-0.196	0.10

Temperature Calibration : Ambient Temperature (Ta)

Temperature Range (°C)	Without Adjustment (°C)			Uncertainty (°C)
	STD Reading (°C)	UUC Reading (°C)	Correction (°C)	
20	19.999	20.1	-0.101	0.10
25	24.997	25.1	-0.103	0.10
30	30.000	30.2	-0.200	0.10
35	35.003	35.2	-0.197	0.10
40	40.004	40.3	-0.296	0.10

End of Certificate

The results related only to the item calibrated. The certificate shall not be reproduced except in full, without written approval of the Innovative Instrument Co., Ltd.

FM-708-THM-01 Rev.00 Issue date 01/07/19

เอกสารไม่ควบคุม



TECHNOLOGY PROMOTION ASSOCIATION (THAILAND-JAPAN)
CORPORATE SERVICES 3: EQUIPMENT CALIBRATION AND TESTING SERVICES
534/4 PATTANAKARN ROAD SOI 18, SUANLUANG, SUANLUANG, BANGKOK 10250
TEL. 0-2717-3000-24 FAX. 0-2719-9484



Certificate of Calibration

Certificate No. : 21P2503

Page : 1 of 2

Equipment : Aneroid Barometer
Manufacturer: Barigo
Model : -
Serial No.: -
ID No.: UAE.ANV.152/2550

This certificate may not be reproduced other than in full,
except with the prior written approval of the head of
Corporate Services 3: Equipment Calibration and Testing Services.

Condition As-Received: Used Item

Received Date: 20 July 2021

Calibration Date: 21 July 2021

Reference: 2107-0570WSC

Submitted by: United Analyst and Engineering Consultant Co.,Ltd.

Ambient Temperature: (23 ± 2) °C

Relative Humidity: (50 ± 15) %

81 Soi Udomsuk 41, Sukhumvit Road, Bangchak,
Phrakhanong, Bangkok 10260

Atmospheric Pressure: 1009 mbar

Procedure used: The calibration was conducted by direct comparison method against Pressure Measuring Instruments Standard according to in-house calibration procedure CP-P10, using " DKD-R 6-1 ; Calibration of Pressure Gauges, Edition 03/2014 " as a guidelines.

Condition of this result of calibration

1.Reference standards instruments :

<u>Instrument</u>	<u>Model</u>	<u>Serial No.</u>	<u>Certificate No.</u>	<u>Due Date</u>
1) Standard Barometer	DPI142	1422505046	MP-0053-21	08 Apr 2022

2.This instrument was installed in vertical orientation and center of the dial was used as the reference level.

3.This result of calibration was made on requested at the point specified by customer.

4.This instrument was used clean air as pressure media.

5.The certificate is valid only to the item calibrated on date and place of calibration.

6.This Certification is traceable to the International System of Unit maintained at:-

-National Institute of Metrology Thailand (NIMT)

Calibrated by : Suwit Aussarree
Issue Date : 22 July 2021

Approved Signatory :

Attapol P.

[] Phalinee Prabpaipal

[] Sura Suwannasri

[x] Attapol Panurach

เอกสารไม่ควบคุม

B 0264477



Cert.No.: 21P2503

Page: 2 of 2

Result of calibration:- Without adjustment

Range : 960 hPa to 1030 hPa

Function:- Absolute Pressure Measurement

Scale Interval : 1 hPa(The Fifth Estimate)

Increasing Pressure

Applied Pressure (hPa)	958.39	969.71	980.19	990.71	1000.75	1010.81	1021.01	1031.32
UUC* Indication (hPa)	960.0	970.0	980.0	990.0	1000.0	1010.0	1020.0	1030.0
Error (hPa)	1.61	0.29	-0.19	-0.71	-0.75	-0.81	-1.01	-1.32

Decreasing Pressure

Applied Pressure (hPa)	1031.46	1021.08	1010.87	1000.80	990.74	980.29	969.83	958.49
UUC* Indication (hPa)	1030.0	1020.0	1010.0	1000.0	990.0	980.0	970.0	960.0
Error (hPa)	-1.46	-1.08	-0.87	-0.80	-0.74	-0.29	0.17	1.51

The uncertainty of measurement was ± 0.30 hPa

* UUC = Unit Under Calibration

The reported uncertainty of measurement was based on a standard uncertainty multiplied by a coverage factor $k = 2$, providing a level of confidence of approximately 95 %.

-o0o-

เอกสารไมควบคุม
a 1062240



TECHNOLOGY PROMOTION ASSOCIATION (THAILAND-JAPAN)
CORPORATE SERVICES 3: EQUIPMENT CALIBRATION AND TESTING SERVICES
534/4 PATTANAKARN ROAD SOI 18, SUANLUANG, SUANLUANG, BANGKOK 10250
TEL. 0-2717-3000-24 FAX. 0-2719-9484



Certificate of Calibration

Certificate No. : 22H771

Page : 1 of 2

Equipment : Dial Thermo-Hygrometer

Manufacturer: Barigo

Model : -

Serial No.: -

ID No.: UAE.ANV.003/2548

Condition As-Received: Used Item

Received Date: 30 March 2022

Calibration Date: 01 April 2022
to 05 April 2022

Reference: 2203-1124WSC

Ambient Temperature: (25 ± 3) °C

Relative Humidity: (50 ± 20) %

This certificate may not be reproduced other than in full,
except with the prior written approval of the head of
Corporate Services 3: Equipment Calibration and Testing Services.

Submitted by: United Analyst and Engineering Consultant Co.,Ltd.

81 Soi Udomsuk 41, Sukhumvit Road, Bangchak,
Phrakhanong, Bangkok 10260

Procedure used: Calibration were conducted using in-house calibration procedure CP-H02 according to comparison with standard chilled mirror sensor for humidity measurement function and comparison with standard temperature probe for temperature measurement function into humidity / temperature chamber.

Condition of this result of calibration

1.Reference standards instruments :

<u>Instrument</u>	<u>Model</u>	<u>Serial No.</u>	<u>Certificate No.</u>	<u>Due Date</u>
1) Standard Chilled Mirror Hygrometer Sensor	Dew Prime II	31863	19714	17 Sep 2022
2) Standard Humidity/Temperature Meter	400	10203027	TH-0063-21	01 Jul 2022

2.The certificate is valid only to the item calibrated on date and place of calibration.

3.This Certification is traceable to the International System of Unit maintained at:-

- National Institute of Standards and Technology (NIST) , The United States of America
- National Institute of Metrology Thailand (NIMT)

Calibrated by : Somchai Dumwor
Issue Date : 08 April 2022

Approved Signatory : _____

- ☒ Chakrit Waewanjua
☐ Pornthippa Tameyakul
☐ Viporn Tantiyawutti

เอกสารไม่ควบคุม

B 0285423



Cert. No.: 22H771

Page.: 2 of 2

Result of Calibration:-

Without Adjustment

Function:

Humidity measurement.

Reference Temperature (°C)	Standard Humidity (%R.H.)	UUC* Reading (%R.H.)	Error (%R.H.)	Uncertainty of Measurement (±%R.H.)
25.0	40.1	42	1.9	1.6
25.0	60.0	61	1.0	1.8
25.0	80.0	78	-2.0	2.0

Result of Calibration:-

Without Adjustment

Function:

Temperature measurement.

Standard Temperature (°C)	UUC* Reading (°C)	Error (°C)	Uncertainty of Measurement (±°C)
20.02	20.0	-0.02	0.72
29.98	30.0	0.02	0.72
35.02	35.0	-0.02	0.72
40.03	40.0	-0.03	0.72

UUC* : Unit Under Calibration

The reported uncertainty of measurement was base on standard uncertainty multiplied by coverage factor $k = 2.00$, providing confidence level approximately 95%.

-o0o-

เอกสารไม่ควบคุม

a 1104141

MULTI-POINT GAS TEST REPORT

Test Date : Nov 4, 2021

Equipment : Gas Analyzer (NO₂)

Model : 42i

Manufacturer : Thermo Scientific

Serial Number : 1191503038

Standard Gas Concentration

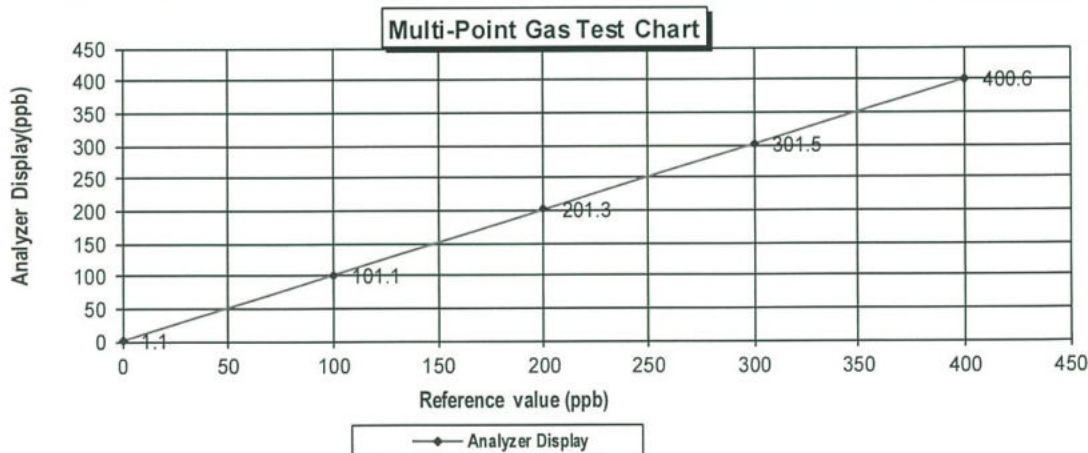
Sulphur Dioxide (SO ₂)	44.75
Nitric Oxide (NO)	45.35
Methane (CH ₄)	-
Carbon Monoxide (CO)	1007
Cylinder No. :	CC159599
Expiration Date :	Jul 30, 2022

Dilutor Detail

Manufacturer :	Thermo Scientific
Model :	146i
Serial Number :	1180540071

Multi-point gas test data

Reference Value (ppb)			Analyzer Display (ppb)	Difference Error	Percent Error	[% Error]
Level 1	Zero	0.0	1.1	1.10	1.10	1.10
Level 2	20.00%	100.0	101.1	1.10	1.09	1.09
Level 3	40.00%	200.0	201.3	1.30	0.65	0.65
Level 4	60.00%	300.0	301.5	1.50	0.50	0.50
Level 5	80.00%	400.0	400.6	0.60	0.15	0.15
Remark : Measuring Range 500.0 ppb				Average Difference (%)		0.70



Calculate by

Simchai Y.
4 / 11 / 64

Approve by

Prasanna
4 / Nov / 2021

MULTI-POINT GAS TEST REPORT

Test Date : Nov 10, 2021

Equipment : Gas Analyzer (NO₂)

Model : 42i

Manufacturer : Thermo Scientific

Serial Number : 1201497724

Standard Gas Concentration

Sulphur Dioxide (SO ₂)	44.75
Nitric Oxide (NO)	45.35
Methane (CH ₄)	-
Carbon Monoxide (CO)	1007
Cylinder No. :	CC159599
Expiration Date :	Jul 30, 2022

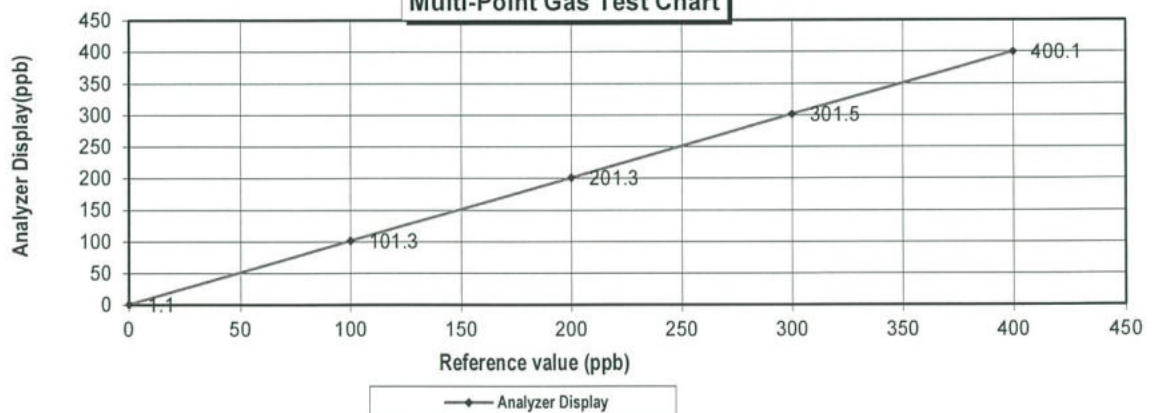
Dilutor Detail

Manufacturer :	Thermo Scientific
Model :	146i
Serial Number :	1180540071

Multi-point gas test data

Reference Value (ppb)			Analyzer Display (ppb)	Difference Error	Percent Error	[% Error]
Level 1	Zero	0.0	1.1	1.10	1.10	1.10
Level 2	20.00%	100.0	101.3	1.30	1.28	1.28
Level 3	40.00%	200.0	201.3	1.30	0.65	0.65
Level 4	60.00%	300.0	301.5	1.50	0.50	0.50
Level 5	80.00%	400.0	400.1	0.10	0.02	0.02
Remark : Measuring Range 500.0 ppb				Average Difference (%)		0.71

Multi-Point Gas Test Chart



Calculate by

Prichai Y.
10 / 11 / 64

Approve by

Prichai Y.
10 / Nov / 2021

MULTI-POINT GAS TEST REPORT

Test Date : Nov 17, 2021

Equipment : Gas Analyzer (NO₂)

Model : 42i

Manufacturer : Thermo Scientific

Serial Number : 1201497726

Standard Gas Concentration

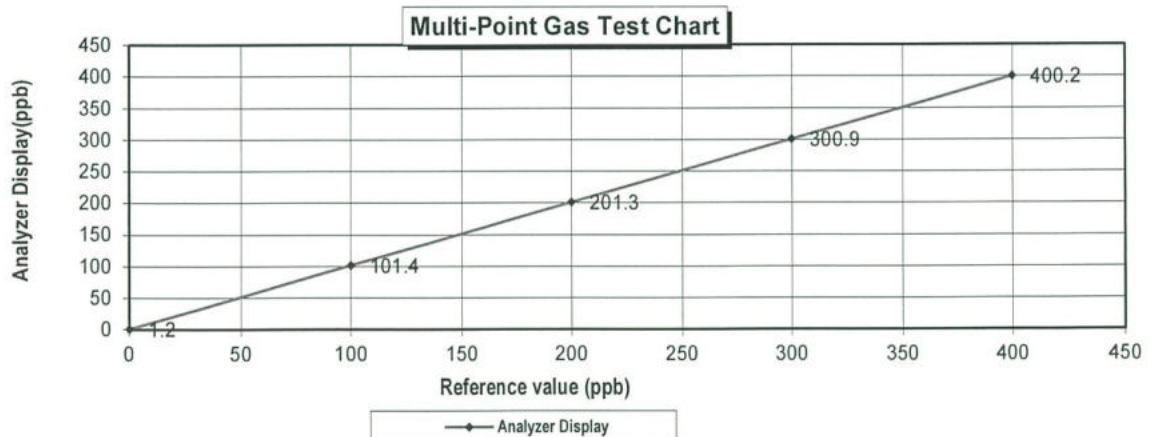
Sulphur Dioxide (SO ₂)	44.75
Nitric Oxide (NO)	45.35
Methane (CH ₄)	-
Carbon Monoxide (CO)	1007
Cylinder No. :	CC159599
Expiration Date :	Jul 30, 2022

Dilutor Detail

Manufacturer :	Thermo Scientific
Model :	146i
Serial Number :	1180540071

Multi-point gas test data

	Reference Value (ppb)		Analyzer Display (ppb)	Difference Error	Percent Error	[% Error]
Level 1	Zero	0.0	1.2	1.20	1.20	1.20
Level 2	20.00%	100.0	101.4	1.40	1.38	1.38
Level 3	40.00%	200.0	201.3	1.30	0.65	0.65
Level 4	60.00%	300.0	300.9	0.90	0.30	0.30
Level 5	80.00%	400.0	400.2	0.20	0.05	0.05
Remark : Measuring Range			500.0 ppb	Average Difference (%)		0.72
:Acceptable Limit \pm 5%						



Calculate by
Simichai y.
17 / 11 / 21

Approve by
Phrakhanong
17 / Nov / 2021

MULTI-POINT GAS TEST REPORT

Test Date : Nov 10, 2021

Equipment :	Gas Analyzer (NO ₂)	Model :	42i
Manufacturer :	Thermo Scientific	Serial Number :	1201497725

Standard Gas Concentration

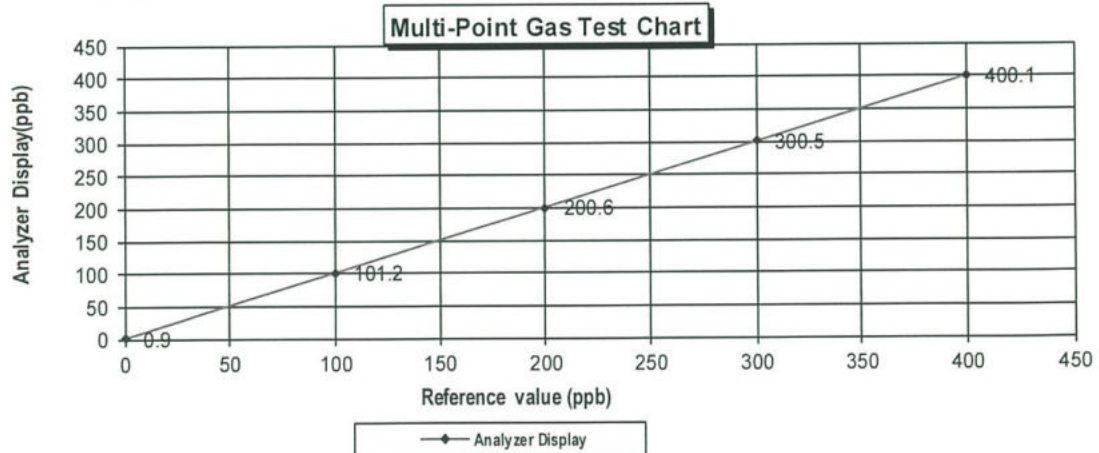
Sulphur Dioxide (SO ₂)	44.75
Nitric Oxide (NO)	45.35
Methane (CH ₄)	-
Carbon Monoxide (CO)	1007
Cylinder No. :	CC159599
Expiration Date :	Jul 30, 2022

Dilutor Detail

Manufacturer :	Thermo Scientific
Model :	146i
Serial Number :	1180540071

Multi-point gas test data

	Reference Value (ppb)		Analyzer Display (ppb)	Difference Error	Percent Error	[% Error]
Level 1	Zero	0.0	0.9	0.90	0.90	0.90
Level 2	20.00%	100.0	101.2	1.20	1.19	1.19
Level 3	40.00%	200.0	200.6	0.60	0.30	0.30
Level 4	60.00%	300.0	300.5	0.50	0.17	0.17
Level 5	80.00%	400.0	400.1	0.10	0.02	0.02
Remark : Measuring Range 500.0 ppb				Average Difference (%)		0.52
:Acceptable Limit $\pm 5\%$						



Calculate by
Srichai Y.
.....
10 / 11 / 64

Approve by
Asst. Eng. A
.....
10 / Nov / 2021

CERTIFICATE OF ANALYSIS

Grade of Product: EPA Protocol

Part Number: E04NI99E15A01QC Reference Number: 160-401526192-1
Cylinder Number: CC159599 Cylinder Volume: 144.4 CF
Laboratory: 124 - Plumsteadville - PA Cylinder Pressure: 2015 PSIG
PGVP Number: A12019 Valve Outlet: 660
Gas Code: CO,NO,NOX,SO2,BALN Certification Date: Jul 30, 2019

Expiration Date: Jul 30, 2022

Certification performed in accordance with "EPA Traceability Protocol for Assay and Certification of Gaseous Calibration Standards (May 2012)" document EPA 600/R-12/531, using the assay procedures listed. Analytical Methodology does not require correction for analytical interference. This cylinder has a total analytical uncertainty as stated below with a confidence level of 95%. There are no significant impurities which affect the use of this calibration mixture. All concentrations are on a volume/volume basis unless otherwise noted.

Do Not Use This Cylinder below 100 psig, i.e. 0.7 megapascals.

ANALYTICAL RESULTS

Component	Requested Concentration	Actual Concentration	Protocol Method	Total Relative Uncertainty	Assay Dates
NOX	45.00 PPM	44.76 PPM	G1	+/- 0.8% NIST Traceable	07/23/2019, 07/30/2019
NITRIC OXIDE	45.00 PPM	44.76 PPM	G1	+/- 0.8% NIST Traceable	07/23/2019, 07/30/2019
SULFUR DIOXIDE	45.00 PPM	45.35 PPM	G1	+/- 1% NIST Traceable	07/23/2019, 07/30/2019
CARBON MONOXIDE	1000 PPM	1007 PPM	G1	+/- 0.4% NIST Traceable	07/23/2019
NITROGEN	Balance				

CALIBRATION STANDARDS

Type	Lot ID	Cylinder No	Concentration	Uncertainty	Expiration Date
NTRM	18060121	KAL004215	249.9 PPM NITRIC OXIDE/NITROGEN	+/- 0.4%	Nov 08, 2023
NTRM	052411	KAL004307	50.03 PPM NITRIC OXIDE/NITROGEN	+/-0.80%	Mar 12, 2024
NTRM	18060121	KAL004215	250.0 PPM NOx/NITROGEN	+/- 0.4%	Nov 08, 2023
NTRM	052411	KAL004307-NOX	50.03 PPM NOx/NITROGEN	+/-0.80%	Mar 12, 2024
NTRM	0141709	KAL003190	49.67 PPM SULFUR DIOXIDE/NITROGEN	+/- 1.0%	Jun 20, 2022
NTRM	072508	KAL004570	970.0 PPM CARBON MONOXIDE/NITROGEN	+/- 0.4%	May 14, 2021

ANALYTICAL EQUIPMENT

Instrument/Make/Model	Analytical Principle	Last Multipoint Calibration
CO MKS FTIR 000929062	FTIR	Jul 19, 2019
NO MKS FTIR 000929062	FTIR	Jul 22, 2019
NO MKS FTIR 000929062	FTIR	Jul 22, 2019
SO2 MKS FTIR 000929062	FTIR	Jul 22, 2019

Triad Data Available Upon Request

NOTES: RAN# 51319-CM03
PO# 5219002210
GROSS WEIGHT: 28.6 KG
NET WEIGHT: 4.1 KG



Signature on file

Approved for Release

MULTI-POINT GAS TEST REPORT

Test Date : Nov 22, 2021

Equipment : Gas Analyzer (SO₂)

Model : 43i

Manufacturer : Thermo SCIENTIFIC

Serial Number : 1182920012

Standard Gas Concentration

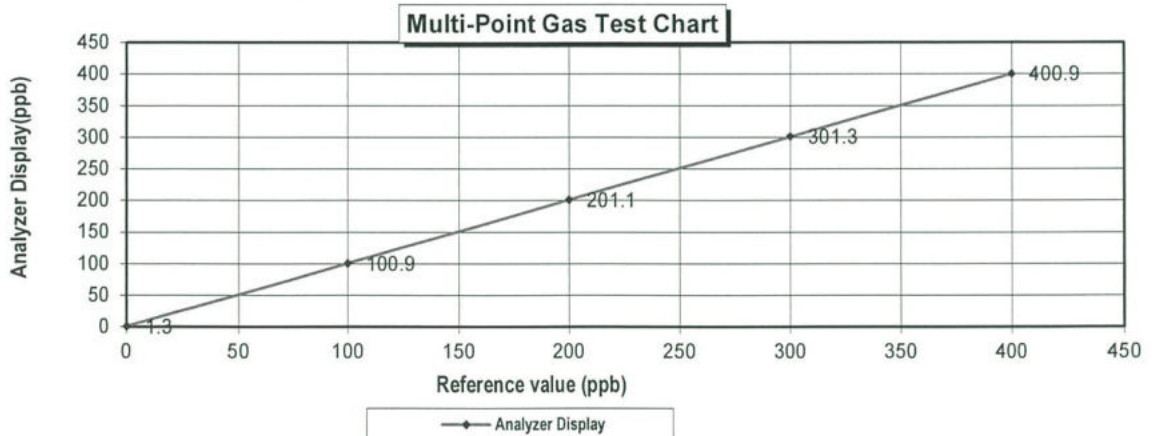
Sulphur Dioxide (SO ₂)	44.75
Nitric Oxide (NO)	45.35
Methane (CH ₄)	-
Carbon Monoxide (CO)	1007
Cylinder No. :	CC159599
Expiration Date :	Jul 30, 2022

Dilutor Detail

Manufacturer :	Thermo SCIENTIFIC
Model :	146i
Serial Number :	1180540071

Multi-point gas test data

Reference Value (ppb)			Analyzer Display (ppb)	Difference Error	Percent Error	[% Error]
Level 1	Zero	0.0	1.3	1.30	1.30	1.30
Level 2	20.00%	100.0	100.9	0.90	0.89	0.89
Level 3	40.00%	200.0	201.1	1.10	0.55	0.55
Level 4	60.00%	300.0	301.3	1.30	0.43	0.43
Level 5	80.00%	400.0	400.9	0.90	0.22	0.22
Remark : Measuring Range 500.0 ppb			Average Difference (%)			0.68



Calculate by

Sirichai y.
22 / 11 / 64

Approve by

Pol'rom h
22 / Nov / 2021

MULTI-POINT GAS TEST REPORT

Test Date : Nov 22, 2021

Equipment : Gas Analyzer (SO₂)

Model : 43i

Manufacturer : Thermo SCIENTIFIC

Serial Number : 1182920015

Standard Gas Concentration

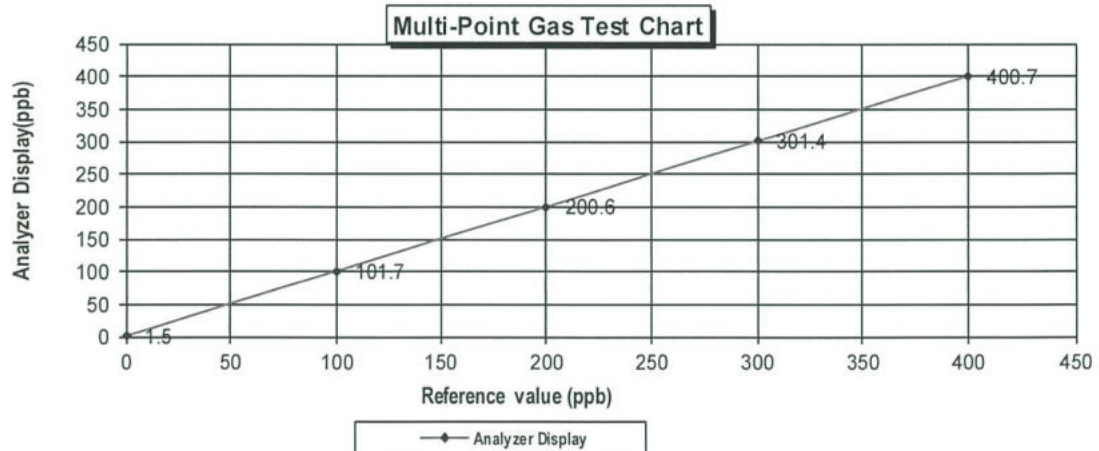
Sulphur Dioxide (SO₂) 44.75 PPM
Nitric Oxide (NO) 45.35 PPM
Methane (CH₄) - PPM
Carbon Monoxide (CO) 1007 PPM
Cylinder No. : CC159599
Expiration Date : Jul 30, 2022

Dilutor Detail

Manufacturer : Thermo SCIENTIFIC
Model : 146i
Serial Number : 1180540071

Multi-point gas test data

Reference Value (ppb)			Analyzer Display (ppb)	Difference Error	Percent Error	[% Error]
Level 1	Zero	0.0	1.5	1.50	1.50	1.50
Level 2	20.00%	100.0	101.7	1.70	1.67	1.67
Level 3	40.00%	200.0	200.6	0.60	0.30	0.30
Level 4	60.00%	300.0	301.4	1.40	0.46	0.46
Level 5	80.00%	400.0	400.7	0.70	0.17	0.17
Remark : Measuring Range			500.0 ppb	Average Difference (%)		0.82



Calculate by
Srichai y.
22 / 11 / 64

Approve by
Patany n.
22 / Nov / 2021

MULTI-POINT GAS TEST REPORT

Test Date : Nov 22, 2021

Equipment :	Gas Analyzer (SO ₂)	Model :	43i
Manufacturer :	Thermo SCIENTIFIC	Serial Number :	1182920013

Standard Gas Concentration

Sulphur Dioxide (SO ₂)	44.75
Nitric Oxide (NO)	45.35
Methane (CH ₄)	-
Carbon Monoxide (CO)	1007
Cylinder No. :	CC159599
Expiration Date :	Jul 30, 2022

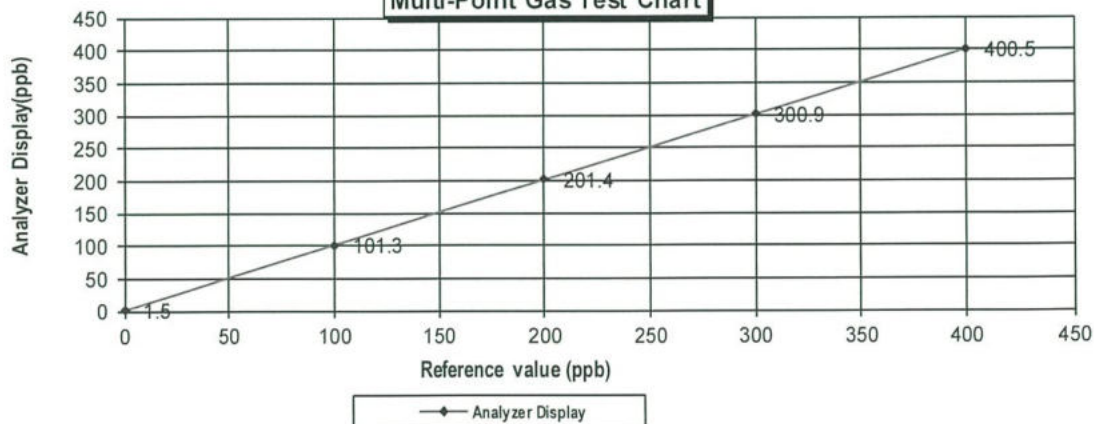
Dilutor Detail

Manufacturer :	Thermo SCIENTIFIC
Model :	146i
Serial Number :	1180540071

Multi-point gas test data

Reference Value (ppb)			Analyzer Display (ppb)	Difference Error	Percent Error	[% Error]
Level 1	Zero	0.0	1.5	1.50	1.50	1.50
Level 2	20.00%	100.0	101.3	1.30	1.28	1.28
Level 3	40.00%	200.0	201.4	1.40	0.70	0.70
Level 4	60.00%	300.0	300.9	0.90	0.30	0.30
Level 5	80.00%	400.0	400.5	0.50	0.12	0.12
Remark : Measuring Range 500.0 ppb				Average Difference (%)		0.78

Multi-Point Gas Test Chart



Calculate by

Sirachai Y.
22/11/64

Approve by

22 Nov 2021

MULTI-POINT GAS TEST REPORT

Test Date : Nov 22, 2021

Equipment :	Gas Analyzer (SO ₂)	Model :	43i
Manufacturer :	Thermo SCIENTIFIC	Serial Number :	1182920014

Standard Gas Concentration

Sulphur Dioxide (SO ₂)	44.75
Nitric Oxide (NO)	45.35
Methane (CH ₄)	-
Carbon Monoxide (CO)	1007
Cylinder No. :	CC159599
Expiration Date :	Jul 30, 2022

Dilutor Detail

Manufacturer :	Thermo SCIENTIFIC
Model :	146i
Serial Number :	1180540071

Multi-point gas test data

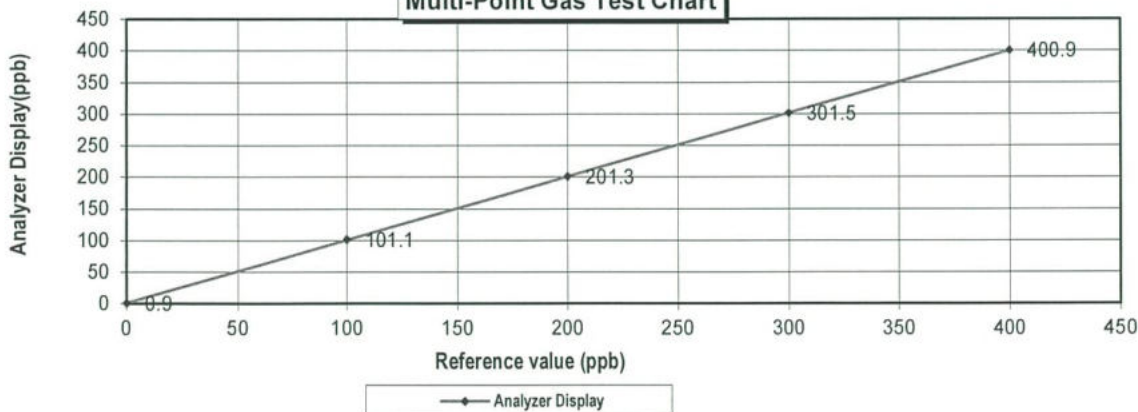
	Reference Value (ppb)	Analyzer Display (ppb)	Difference Error	Percent Error	[% Error]
Level 1	Zero	0.0	0.9	0.90	0.90
Level 2	20.00%	100.0	101.1	1.10	1.09
Level 3	40.00%	200.0	201.3	1.30	0.65
Level 4	60.00%	300.0	301.5	1.50	0.50
Level 5	80.00%	400.0	400.9	0.90	0.22

Remark : Measuring Range 500.0 ppb

:Acceptable Limit \pm 5%

Average Difference (%) 0.67

Multi-Point Gas Test Chart



Calculate by

Sirichai y.
22 / 11 / 64

Approve by

Patporn u.
22 Nov 2021

CERTIFICATE OF ANALYSIS

Grade of Product: EPA Protocol

Part Number:	E04NI99E15A01QC	Reference Number:	160-401526192-1
Cylinder Number:	CC159599	Cylinder Volume:	144.4 CF
Laboratory:	124 - Plumsteadville - PA	Cylinder Pressure:	2015 PSIG
PGVP Number:	A12019	Valve Outlet:	660
Gas Code:	CO,NO,NOX,SO2,BALN	Certification Date:	Jul 30, 2019

Expiration Date: Jul 30, 2022

Certification performed in accordance with "EPA Traceability Protocol for Assay and Certification of Gaseous Calibration Standards (May 2012)" document EPA 600/R-12/531, using the assay procedures listed. Analytical Methodology does not require correction for analytical interference. This cylinder has a total analytical uncertainty as stated below with a confidence level of 95%. There are no significant impurities which affect the use of this calibration mixture. All concentrations are on a volume/volume basis unless otherwise noted.

Do Not Use This Cylinder below 100 psig, i.e. 0.7 megapascals.

ANALYTICAL RESULTS

Component	Requested Concentration	Actual Concentration	Protocol Method	Total Relative Uncertainty	Assay Dates
NOX	45.00 PPM	44.76 PPM	G1	+/- 0.8% NIST Traceable	07/23/2019, 07/30/2019
NITRIC OXIDE	45.00 PPM	44.76 PPM	G1	+/- 0.8% NIST Traceable	07/23/2019, 07/30/2019
SULFUR DIOXIDE	45.00 PPM	45.35 PPM	G1	+/- 1% NIST Traceable	07/23/2019, 07/30/2019
CARBON MONOXIDE	1000 PPM	1007 PPM	G1	+/- 0.4% NIST Traceable	07/23/2019
NITROGEN	Balance				

CALIBRATION STANDARDS

Type	Lot ID	Cylinder No	Concentration	Uncertainty	Expiration Date
NTRM	18060121	KAL004215	249.9 PPM NITRIC OXIDE/NITROGEN	+/- 0.4%	Nov 08, 2023
NTRM	052411	KAL004307	50.03 PPM NITRIC OXIDE/NITROGEN	+/-0.80%	Mar 12, 2024
NTRM	18060121	KAL004215	250.0 PPM NOx/NITROGEN	+/- 0.4%	Nov 08, 2023
NTRM	052411	KAL004307-NOX	50.03 PPM NOx/NITROGEN	+/-0.80%	Mar 12, 2024
NTRM	0141709	KAL003190	49.67 PPM SULFUR DIOXIDE/NITROGEN	+/- 1.0%	Jun 20, 2022
NTRM	072508	KAL004570	970.0 PPM CARBON MONOXIDE/NITROGEN	+/- 0.4%	May 14, 2021

ANALYTICAL EQUIPMENT

Instrument/Make/Model	Analytical Principle	Last Multipoint Calibration
CO MKS FTIR 000929062	FTIR	Jul 19, 2019
NO MKS FTIR 000929062	FTIR	Jul 22, 2019
NO MKS FTIR 000929062	FTIR	Jul 22, 2019
SO2 MKS FTIR 000929062	FTIR	Jul 22, 2019

Triad Data Available Upon Request

NOTES:RAN# 51319-CM03
PO# 5219002210
GROSS WEIGHT: 28.6 KG
NET WEIGHT: 4.1 KG



Signature on file
Approved for Release



SCARLET | TECH

Certificate of Calibration

WL-21 Wireless Anemometer

Scarlet Tech Ltd. hereby certifies that the WL-21 wireless anemometer listed below was thoroughly calibrated, tested and inspected following the standard calibration procedure (st-wl-21) and is within manufacturer's specification at the time when the calibration is done.

Client: Envir Service Co., Ltd.

Serial No.: 2111DT0041

Calibration Date: 2022/3/25

Calibration Expiry Date: 2023/3/24

The Result of Calibration

Velocity				
Measured Value (m/s)	Actual Value (m/s)	Deviation	Tolerance	Result
1.0	1	0	0.9 - 1.1	Pass
2.0	1.8	0.2	1.8 - 2.2	Pass
5.0	5	0	4.7 - 5.3	Pass
7.0	7.2	0.2	6.0 - 8.0	Pass
10.0	9.9	0.1	9.5 - 10.5	Pass
20.0	20	0	19.0 - 21.0	Pass

Wind Direction				
Measured Value	Actual Value	Deviation	Tolerance	Result
45°	43	2	42 - 48	Pass
135°	135	0	132 - 138	Pass
225°	227	2	222 - 228	Pass
315°	318	3	312 - 318	Pass
0°	0	0	357 - 3	Pass

Inspection Room Temp	Actual Value	Deviation	Tolerance	Result
24.2°C	24.8	0.6	23.2-25.2	Pass

Atmospheric Pressure Inspection	Actual Value	Deviation	Tolerance	Result
998	1001	3	994-1002	Pass

Environment conditions :

Air temperature: 22 °C

Relative humidity: 62 %

Static pressure: 102.2 kPa

Performed by:

Jim Lin

Certified by
Head of Engineering department

This certificate may not be published or reproduced, except in full, unless obtaining permission in writing form from Scarlet Tech Ltd.
4F-3, No. 347, 2nd Sec., Heping E. Rd., Daan Dist. Taipei City 106, Taiwan

เอกสารไม่ควบคุม

SITHIPORN ASSOCIATES CO.,LTD. CALIBRATION LABORATORY



451-451/1 Sirinthorn Rd., Bangbumru, Bangplud Bangkok 10700 THAILAND.
Tel.0-2435-8800 Fax.0-2433-1679 e-mail:cal-center@sithiporn.com http://www.sithiporn.com

NSC-TISI-TIS 17025
CALIBRATION 0394

Cert. No. : ACL22081

Pages : 1 of 8

Calibration Certificate

Equipment : SOUND LEVEL METER
Manufacturer : LARSON DAVIS
Model : LxT2/ Microphone 375B02 / Preamplifier PRML x T2B
Serial No.: 0005286 / 011740 / 056087
ID No.: -

Condition As Found : GOOD

Customer : UNITED ANALYST AND ENGINEERING CONSULTANT (UAE)
81 SOI UDOMSUK 41, SUKHUMVIT ROAD,
BANGCHAK SUB-DISTRICT,
PHRAKHANONG DISTRICT, BANGKOK 10260
THAILAND.

Location : -

Ambient Temperature : (23.0 \pm 3) °C
Pressure : (101.3 \pm 3) kPa
Relative Humidity : (50.0 \pm 20) %

Received Date : 18 JANUARY 2022
Calibration Date : 26 JANUARY 2022
Date of Issue : 28 JANUARY 2022

Calibrated by :

Nathakorn Pisutpaisan

Approved by :


(Thanakul Petchurai)

This certificate is issued in accordance with the requirements of ISO/IEC 17025 standard, may not be reproduced other than in full, except with the prior written approval of the head of Calibration Laboratory.

เอกสารไม่ควบคุม

Continuation of Calibration Certificate

Cert. No. : ACL22081

Job No. : VC65AC0044

Pages : 2 of 8

Calibration Procedure : CP-AC-02

Calibration Method :

This equipment was calibrated by based on IEC-61672-3 (2013) Standard for sound level meter (SLM).

The SLM had tests to Acoustical and Electrical signal tests of frequency weighting with Anechoic chamber and Reference Standard Instruments.

For tests results of each items were made by observation of each Instruments display and also with SLM's display.

Condition of this result of calibration :

1. Reference Standard Instruments :

<u>Instrument</u>	<u>Model</u>	<u>Serial No.</u>	<u>Cert. No.</u>	<u>Due Date</u>
Waveform Generator	33210A	MY48017076	EF-0012-21	10-Feb-22
Waveform Generator	33511B	MY52302742	EF-0011-21	10-Feb-22
Digital Multimeter	33461A	MY53220104	EEL.BP. 05/0264	10-Feb-22
Digital Multimeter	33461A	MY53220076	EEL.BP. 03/0264	08-Feb-22
Digital Multimeter	34461A	MY60024273	1-15180725251-1	15-Sep-22
Programmable Attenuator	MAT-1070	62100114	1500-07774E	08-Mar-22
Condenser Microphone	4180	2977900	AA-1008-21	05-Feb-22
Measuring Amplifier	NA-42KAI	34560495	AA-3003-21	16-Feb-22

2. This result of calibration was found accurate as shown on date and place of calibration for this calibrated item only.

3. This certificate is traceable to the international system of unit maintained at :

3.1 National Institute of Metrology (Thailand).

3.2 Thailand Institute of Scientific and Technological Research (TISTR).

Continuation of Calibration Certificate

Cert. No. : ACL22081

Job No. : VC65AC0044

Pages : 3 of 8

Summary of Measurement Result :

Parameter	Pass	Fail	Uncertainty (dB)	Maximum-permitted uncertainty of measurement (dB)
1. Absolute sensitivity	✓	-	0.2	N/A
2. Self-generated noise	✓	-	0.2	N/A
3. Acoustical signal tests of frequency weightings				
125 Hz	✓	-	0.3	0.6
1000 Hz	✓	-	0.3	0.6
8000 Hz	✓	-	0.3	0.7
4. Electrical signal tests of frequency weightings				
For 10 Hz to 4 kHz	✓	-	0.3	0.6
For > 4 kHz to 10 kHz	✓	-	0.3	0.7
For > 10 kHz to 20 kHz	✓	-	0.3	1.0
5. Frequency and time weightings at 1 kHz	✓	-	0.2	0.2
6. Long - term stability	✓	-	0.1	0.1
7. Level linearity on the reference level range	✓	-	0.2	0.3
8. Level linearity including the level range control	✓	-	0.2	0.3
9. Tone burst response	✓	-	0.2	0.3
10. Peak C sound level	✓	-	0.2	0.35
11. Overload indication	✓	-	0.2	0.25
12. High level stability	✓	-	0.1	0.1

Continuation of Calibration Certificate

Cert. No. : ACL22081

Job No. : VC65AC0044

Pages : 4 of 8

Result of calibration :**1. Absolute sensitivity**

Reference Acoustic Signal (dB)	Measured Value (dB)	Deviation (dB)	Acceptance Limit (dB)
93.9 (93.96)	94.0	0.0	±0.3

2. Self-generated noise

2.1 Normal test

Measured Value (dB)
31.0

2.2 The microphone of the sound level meter was replaced by electrical signal input device.

Frequency Weighting	Measured value (dB)
A - weight	30.8
C - weight	30.6
Flat	36.8

3. Acoustical signal tests of frequency weightings

Meter free-field acoustic response at a level of 84 dB

Frequency (Hz)	Deviation from various frequency weighting response curve (dB)			Acceptance Limits
	Flat	C-weight	A-weight	
125	-0.1	0.1	0.0	± 1.5
1000	-0.2	-0.2	-0.2	± 1.0
8000	3.1	3.2	3.2	±5.0

Continuation of Calibration Certificate

Cert. No. : ACL22081

Job No. : VC65AC0044

Pages : 5 of 8

4. Electrical signal tests of frequency weightings

Weighting network response with relative to 1 kHz.

Frequency (Hz)	Deviation from various frequency weighting response curve (dB)			
	Flat	C-weight	A-weight	Acceptance Limits
63	0.0	0.0	0.0	±2.0
125	0.0	0.0	0.0	±1.5
250	0.0	0.0	0.0	±1.5
500	0.0	0.0	0.0	±1.5
1000	0.0	0.0	0.0	±1.0
2000	0.0	0.1	0.0	±2.0
4000	0.0	0.0	0.0	±3.0
8000	0.0	0.0	0.0	±5.0
16000	-0.1	0.0	0.1	±5.0-(-∞)

5. Frequency and time weightings at 1 kHz

5.1 Frequency weightings at 1 kHz

Frequency Weighting	Measured Value (dB)	Deviated Value (dB)	Acceptance Limits (dB)
A - weight	94.0	0.0	-
C - weight	94.0	0.0	± 0.2
Flat	94.0	0.0	± 0.2

5.2 Time weighting at 1 kHz

Frequency Weighting	Measured Value (dB)	Deviated Value (dB)	Acceptance Limits (dB)
Fast	94.0	0.0	-
Slow	94.0	0.0	± 0.1
Leq	94.0	0.0	± 0.1

6. Long - term stability

Frequency Weighting	SLM Display at initial (dB)	SLM Display at final (dB)	Deviated Value (dB)	Acceptance Limits (dB)
A - weight	94.0	94.0	0.0	± 0.3

เอกสารไม่ควบคุม

Continuation of Calibration Certificate

Cert. No. : ACL22081

Job No. : VC65AC0044

Pages : 6 of 8

7. Level linearity on the reference level range

Anticipated Value (dB)	Measured Value (dB)	Deviated Value (dB)	Acceptance Limits (dB)
135.0	135.1	0.1	± 1.1
134.0	134.1	0.1	± 1.1
133.0	133.1	0.1	± 1.1
132.0	132.1	0.1	± 1.1
131.0	131.1	0.1	± 1.1
129.0	129.1	0.1	± 1.1
124.0	124.1	0.1	± 1.1
119.0	119.1	0.1	± 1.1
114.0	114.1	0.1	± 1.1
109.0	109.1	0.1	± 1.1
104.0	104.1	0.1	± 1.1
99.0	99.0	0.0	± 1.1
94.0	94.0	0.0	± 1.1
89.0	89.0	0.0	± 1.1
84.0	84.0	0.0	± 1.1
79.0	79.0	0.0	± 1.1
74.0	74.0	0.0	± 1.1
69.0	69.0	0.0	± 1.1
64.0	64.0	0.0	± 1.1
59.0	59.0	0.0	± 1.1
54.0	54.0	0.0	± 1.1
49.0	49.1	0.1	± 1.1
44.0	44.2	0.2	± 1.1
39.0	39.6	0.6	± 1.1

Continuation of Calibration Certificate

Cert. No. : ACL22081

Job No. : VC65AC0044

Pages : 7 of 8

8. Level linearity including the level range control

Range	Anticipated Value (dB)	Measured Value (dB)	Deviated Value (dB)	Acceptance Limits (dB)
140	94.0	94.0	0.0	±0.5

9. Tone burst response

Time Weighting	Tone burst duration, Tb (ms)	Cycle	Anticipated Value (dB)	Measured Value (dB)	Deviated Value (dB)	Acceptance Limits (dB)
Fast	0.25	1	108.0	107.8	-0.2	1.5 ; -5.0
	2	8	117.0	116.7	-0.3	1.0 ; -2.5
	200	800	134.0	133.9	-0.1	±1.0
Slow	2	8	108.0	107.8	-0.2	1.5 ; -5.0
	200	800	127.6	127.5	-0.1	±1.0
SEL	0.25	1	N/A	N/A	N/A	1.5 ; -5.0
	2	8	N/A	N/A	N/A	1.0 ; -2.5
	200	800	N/A	N/A	N/A	±1.0

10. Peak C sound level

Number of cycle in test signal	Anticipated Value (dB)	Measured Value, Lcpeak (dB)	Deviated Value (dB)	Acceptance Limits (dB)
Continuous	133.0	133.0	0.0	-
One	136.4	135.7	-0.7	±3.0

Number of cycle in test signal	Anticipated Value (dB)	Measured Value (dB)	Deviated Value (dB)	Acceptance Limits (dB)
Continuous	133.0	133.0	0.0	-
Positive half cycle	135.4	135.2	-0.2	±2.0
Negative half cycle	135.4	135.2	-0.2	±2.0

เอกสารไม่ควบคุม

T. Petch.

Continuation of Calibration Certificate

Cert. No. : ACL22081

Job No. : VC65AC0044

Pages : 8 of 8

11. Overload indication

Measured value (dB)		Deviated Value (dB)	Acceptance Limits (dB)
Positive one-half cycle	Negative one-half cycle		
89.2	89.4	0.2	±1.5

12. High level stability

Frequency Weighting	SLM Display at initial (dB)	SLM Display at final (dB)	Deviated Value (dB)	Acceptance Limits (dB)
A - weight	137.0	137.0	0.0	±0.3

The reported uncertainty is based on a standard uncertainty multiplied by coverage factor $k = 2$ or any value following calculation, providing a level of confidence of approximately 95 %

End of Calibration Certificate

Certificate of Calibration

Customer

Name : UNITED ANALYST AND ENGINEERING CONSULTANT CO.,LTD. Certificate No : 22-ACT-034
Address : 81 Soi Udomsuk 41, Sukhumvit Road, Bangchak, Prakanong, Bangkok Request No : Req-2022-0092
10260

Unit Under Calibration Details

Measurement item : Sound Level Meter Microphone Class : 2
Manufacturer : LARSON DAVIS Microphone Model : 375A04
Model : LxT2 Microphone S/N : 329361
Serial Number : 0005394 Preamplifier Model : PRMLxT2C
ID : UAE.EFM.031/2564 Preamplifier S/N : 073810
Resolution : 0.1 dB Intrument Status : Used

Calibration Environment and Details


Temperature : 23 °C ± 2 °C
Humidity : 50 %RH ± 20 %RH
Barometric Pressure : 1013 hPa ± 10 hPa
Received Date : 14 January 2022
Calibrated Date : 21 January 2022
Calibration Procedure : In-house method CP-SLM-01 based on IEC 61672-3 : 2013 Electroacoustics - Sound level meters - Part 3: Periodic tests
Location of Calibration : Lab Acoustic


Reference Standard

Instrument	Brand	Model	SN.	Due calibration	Traceability
Standard Microphone	GRAS	40AN	188273	15 September 2022	GRAS
Multifrequency Calibrator	Quest	Quest-cal	EFA000234	14 June 2022	TSI
Audio Generator	Svantek	Svan401	131	18 October 2022	WK Electric

Note

The reported uncertainty is based on standard uncertainty multiplied by the Coverage Factor $k = 2$, providing a level of confidence approximately 95 %.

Calibrated By : 
Mr. Noppadon Luangart
Calibration Officer

Approved By : 
Mr. Pacit Mathavorn
Calibration Engineer Supervisor
Issue Date : 21 January 2022

Certificate No : 22-ACT-034

Request No : Req-2022-0092

1. Indication at the calibration check frequency

UUC Setting	Nominal	Before Adjust		Adjust		UNCERTAINTY	Acceptance
FAST / A / 37-139	Level	UUC	ERR	UUC	ERR	(± dB)	Limit
Calibrator Setting	(dB)	(dB)	(dB)	(dB)	(dB)		(± dB)
1000 Hz 114.00 dB	113.85	113.9	+0.05	113.9	0.05	0.20	0.3

Note : Absolute sensitivity was established by the use of Sound Calibrator Brand SVANTEK, Model SV 35A, SN.58079

2. Self-generated noise, Microphone installed

UUC Setting	Measured	UNCERTAINTY
FAST / 37-139		
UUC Weighting	(dB)	(± dB)
A	27.8	0.10

3. Self-generated noise, Microphone replaced by the electrical input signal device

UUC Setting	Measured	UNCERTAINTY
FAST / 37-139		
UUC Weighting	(dB)	(± dB)
A	27.5	0.10
C	27.0	0.10
Z	31.8	0.10

4. Acoustic signal test of frequency weightings (Without Windscreen)

UUC Setting	Deviation from various Frequency Weighting Responce curve			UNCERTAINTY	Acceptance
FAST / 37-139	A	C	Z	(± dB)	Limit
STD Setting	(dB)	(dB)	(dB)		(± dB)
125 Hz	0.0	0.1	0.0	0.50	2.0
1000 Hz	0.0	0.0	0.0	0.60	1.0
4000 Hz	0.2	0.3	0.2	0.60	3.0
8000 Hz	-0.3	-0.3	-0.3	0.70	5.0

Certificate No : 22-ACT-034

Request No : Req-2022-0092

5. Electrical signal test of frequency weightings, Weighting network response with relative to 1 kHz

UUC Setting	Deviation from various Frequency			UNCERTAINTY	Acceptance
FAST / 37-139	Weighting Response curve				Limit
STD Setting	A (dB)	C (dB)	Z (dB)	(± dB)	(± dB)
63 Hz	-0.2	-0.1	0.0	0.2	2.0
125 Hz	-0.1	0.0	0.0		1.5
250 Hz	-0.1	0.0	0.0		1.5
500 Hz	-0.1	0.0	0.0		1.5
1000 Hz	0.0	0.0	0.0		1.0
2000 Hz	0.0	0.0	0.0		2.0
4000 Hz	0.0	0.0	0.0		3.0
8000 Hz	-0.1	-0.1	0.0		5
16000 Hz	-0.1	-0.1	-0.1		+5, -INF.

6. Frequency and time weightings at 1kHz

UUC Setting	STD	Measured		UNCERTAINTY (± dB)	Acceptance
FAST / 37-139	REF	UUC	ERR		Limit
UUC Weighting	(dB)	(dB)	(dB)	0.2	(± dB)
A	114.00	114.0	0.0		0.2
C	114.00	114.0	0.0		0.2
Z	114.00	114.0	0.0		0.2

UUC Setting	STD	Measured		UNCERTAINTY (± dB)	Acceptance
37-139 / A	REF	UUC	ERR		Limit
UUC Time Response	(dB)	(dB)	(dB)	0.2	(± dB)
Fast	114.00	114.0	0.0		0.1
Slow	114.00	114.0	0.0		0.1
Leq	114.00	114.0	0.0		0.1

Certificate No : 22-ACT-034

Request No : Req-2022-0092

7. Long Term Stability

UUC Setting	Measured	UNCERTAINTY (\pm dB)	Acceptance Limit (\pm dB)
FAST / A / 37-139	UUC		
STD Setting	(dB)		
Initial	114.0		
Final	114.0		
Deviated	0.0	0.1	0.3

8. Level linearity on the reference level range

UUC Setting	Anticipated	Deviation		UNCERTAINTY (\pm dB)	Acceptance Limit (\pm dB)
FAST / A / 37-139	REF	UUC	ERR		
STD dB	(dB)	(dB)	(dB)		
139.00	139	139.0	0.0	0.3	1.1
134.00	134	134.0	0.0		1.1
129.00	129	129.0	0.0		1.1
124.00	124	124.0	0.0		1.1
119.00	119	119.0	0.0		1.1
114.00	114	114.0	0.0		1.1
109.00	109	109.0	0.0		1.1
104.00	104	104.0	0.0		1.1
99.00	99	99.0	0.0		1.1
94.00	94	93.9	-0.1		1.1
89.00	89	88.9	-0.1		1.1
84.00	84	83.9	-0.1		1.1
79.00	79	78.9	-0.1		1.1
74.00	74	73.9	-0.1		1.1
69.00	69	69.0	0.0		1.1
64.00	64	63.9	-0.1		1.1
59.00	59	59.0	0.0		1.1
54.00	54	54.0	0.0		1.1
49.00	49	49.0	0.0		0.8
44.00	44	44.1	0.1		1.1
39.00	39	39.3	0.3		1.1
38.00	38	38.3	0.3		1.1
37.00	37	37.5	0.5		1.1

Certificate No : 22-ACT-034

Request No : Req-2022-0092

9. Level linearity including the level range control

UUC Setting	STD	Measured		UNCERTAINTY	Acceptance
FAST / A	REF	UUC	ERR		Limit
UUC Range	(dB)	(dB)	(dB)	(± dB)	(± dB)
37-139	42.8	43.0	0.2	0.3	1.1
	114	114.0	0.0		1.1

10. Tone burst response

UUC Setting	STD	Anticipated	Measured		UNCERTAINTY	Acceptance
A / 37-139	Toneburst	Ref	UUC	ERR		Limit
UUC Time Response	(ms)	(dB)	(dB)	(dB)	(± dB)	(± dB)
Fast	200	135.0	135.0	0.0	0.3	1
	2	118.0	117.7	-0.3		+1.0, -2.5
	0.25	109.0	108.8	-0.2		+1.5, -5.0
Slow	200	128.6	128.5	-0.1		1
	2	109.0	108.9	-0.1		+1.0, -5.0
SEL	200	129.0	129.0	0.0		1
	2	109.0	109.1	+0.1		+1.0, -2.5
	0.25	100.0	100.0	0.0		+1.5, -5.0

11. Peak C Sound level

UUC Setting	Anticipated	Measured		UNCERTAINTY	Acceptance
FAST / C / 95-142	REF	UUC	ERR		Limit
STD Setting	(dB)	(dB)	(dB)	(± dB)	(± dB)
Complete cycle	137.4	136.8	-0.60	0.2	3.0
Positive half cycle	136.4	136.1	-0.30		2.0
Negative half cycle	136.4	136.2	-0.20		2.0

Certificate No : 22-ACT-034

Request No : Req-2022-0092

12. Overload indication

UUC Setting	Measured	UNCERTAINTY	Acceptance
FAST / A / 37-139	UUC		Limit
STD Setting	(dB)	(± dB)	(± dB)
Positive one-half cycle	141.7		
Negative one-half cycle	141.8		
Deviated	-0.1	0.2	1.5

13. High Level Stability

UUC Setting	Measured	UNCERTAINTY	Acceptance
FAST / A / 37-139	UUC		Limit
STD Setting	(dB)	(± dB)	(± dB)
Initial	138.0		
Final	138.0		
Deviated	0.0	0.1	0.3

End of Certificate

Certificate of Calibration

Customer

Name : UNITED ANALYST AND ENGINEERING CONSULTANT CO.,LTD.
Address : 81 Soi Udomsuk 41, Sukhumvit Road, Bangchak, Prakanong, Bangkok
10260

Certificate No : 22-ACT-105

Request No : Req-2022-0229

Unit Under Calibration Details

Measurement item :	Sound Level Meter	Microphone Class :	2
Manufacturer :	LARSON DAVIS	Microphone Model :	375A04
Model :	LxT2	Microphone S/N :	329350
Serial Number :	0005396	Preamplifier Model :	PRMLxT2C
ID :	UAE.EFM.033/2564	Preamplifier S/N :	073812
Resolution :	0.1 dB	Instrument Status :	Used

Calibration Environment and Details


Temperature : 23 °C ± 2 °C
Humidity : 50 %RH ± 20 %RH
Barometric Pressure : 1013 hPa ± 10 hPa
Received Date : 31 January 2022
Calibrated Date : 11 February 2022
Calibration Procedure : In-house method CP-SLM-01 based on IEC 61672-3 : 2013 Electroacoustics - Sound level meters - Part 3: Periodic tests
Location of Calibration : Lab Acoustic


Reference Standard

Instrument	Brand	Model	SN.	Due calibration	Traceability
Standard Microphone	GRAS	40AN	188273	15 September 2022	GRAS
Multifrequency Calibrator	Quest	Quest-cal	EFA000234	14 June 2022	TSI
Audio Generator	Svantek	Svan401	131	18 October 2022	WK Electric

Note

The reported uncertainty is based on standard uncertainty multiplied by the Coverage Factor $k = 2$, providing a level of confidence approximately 95 %.

Calibrated By : 
Mr. Noppadon Luangart
Calibration Officer

Approved By : 
Mr. Pacit Mathavorn
Calibration Engineer Supervisor
Issue Date : 11 February 2022

The results related only to the item calibrated. The certificate shall not be reproduced except in full, without written approval of the Innovative Instrument Co., Ltd

FM-708-SLM-01 Rev.0 Issue date 01/07/19

เอกสารไม่ควบคุม

Certificate No : 22-ACT-105

Request No : Req-2022-0229

1. Indication at the calibration check frequency

UUC Setting	Nominal	Before Adjust		Adjust		UNCERTAINTY	Acceptance
FAST / A / 37-139	Level	UUC	ERR	UUC	ERR		
Calibrator Setting	(dB)	(dB)	(dB)	(dB)	(dB)	(± dB)	Limit
1000 Hz 114.00 dB	113.85	113.9	+0.05	113.9	0.05	0.20	0.3

Note : Absolute sensitivity was established by the use of Sound Calibrator Brand SVANTEK, Model SV 35A, SN.58079

2. Self-generated noise, Microphone installed

UUC Setting	Measured	UNCERTAINTY
FAST / 37-139		
UUC Weighting	(dB)	(± dB)
A	27.8	0.10

3. Self-generated noise, Microphone replaced by the electrical input signal device

UUC Setting	Measured	UNCERTAINTY
FAST / 37-139		
UUC Weighting	(dB)	(± dB)
A	27.8	0.10
C	27.3	0.10
Z	33.1	0.10

4. Acoustic signal test of frequency weightings (Without Windscreen)

UUC Setting	Deviation from various Frequency Weighting Responce curve			UNCERTAINTY	Acceptance
FAST / 37-139	A	C	Z		
STD Setting	(dB)	(dB)	(dB)	(± dB)	Limit
125 Hz	0.1	0.1	0.2	0.50	2.0
1000 Hz	0.0	0.0	0.0	0.60	1.0
4000 Hz	0.6	0.5	0.6	0.60	3.0
8000 Hz	0.1	0.0	0.2	0.70	5.0

The results related only to the item calibrated. The certificate shall not be reproduced except in full, without written approval of the Innovative Instrument Co., Ltd

FM-708-SLM-01 Rev.0 Issue date 01/07/15

เอกสารไม่ควบคุม

Certificate No : 22-ACT-105

Request No : Req-2022-0229

5. Electrical signal test of frequency weightings, Weighting network response with relative to 1 kHz

UUC Setting	Deviation from various Frequency			UNCERTAINTY	Acceptance
FAST / 37-139	Weighting Response curve				Limit
STD Setting	A (dB)	C (dB)	Z (dB)	(± dB)	(± dB)
63 Hz	-0.2	0.0	0.0	0.2	2.0
125 Hz	-0.1	0.0	0.0		1.5
250 Hz	-0.1	0.0	0.0		1.5
500 Hz	-0.1	0.0	0.0		1.5
1000 Hz	0.0	0.0	0.0		1.0
2000 Hz	0.0	0.1	0.0		2.0
4000 Hz	0.0	0.0	0.0		3.0
8000 Hz	0.0	0.0	0.0		5.0
16000 Hz	-0.1	-0.1	-0.1		+5, -INF.

6. Frequency and time weightings at 1kHz

UUC Setting	STD	Measured		UNCERTAINTY (\pm dB)	Acceptance Limit (\pm dB)
FAST / 37-139	REF	UUC	ERR		
UUC Weighting	(dB)	(dB)	(dB)	0.2	
A	114.00	114.0	0.0		
C	114.00	114.0	0.0		
Z	114.00	114.0	0.0		

UUC Setting	STD	Measured		UNCERTAINTY (\pm dB)	Acceptance Limit (\pm dB)
37-139 / A	REF	UUC	ERR		
UUC Time Response	(dB)	(dB)	(dB)	0.2	
Fast	114.00	114.0	0.0		
Slow	114.00	114.0	0.0		
Leq	114.00	114.0	0.0		

The results related only to the item calibrated. The certificate shall not be reproduced except in full, without written approval of the Innovative Instrument Co., Ltd

FM-708-SLM-01 Rev.0 Issue date 01/07/15

เอกสารไม่ควบคุม

Certificate No : 22-ACT-105

Request No : Req-2022-0229

7. Long Term Stability

UUC Setting	Measured	UNCERTAINTY	Acceptance Limit
FAST / A / 37-139	UUC		
STD Setting	(dB)	(± dB)	(± dB)
Initial	114.0		
Final	114.0		
Deviated	0.0	0.1	0.3

8. Level linearity on the reference level range

UUC Setting	Anticipated	Deviation		UNCERTAINTY	Acceptance Limit
FAST / A / 37-139	REF	UUC	ERR		
STD dB	(dB)	(dB)	(dB)	(± dB)	(± dB)
139.00	139	139.0	0.0	0.3	1.1
134.00	134	134.0	0.0		1.1
129.00	129	129.0	0.0		1.1
124.00	124	124.0	0.0		1.1
119.00	119	119.0	0.0		1.1
114.00	114	114.0	0.0		1.1
109.00	109	109.0	0.0		1.1
104.00	104	104.0	0.0		1.1
99.00	99	99.0	0.0		1.1
94.00	94	93.9	-0.1		1.1
89.00	89	88.9	-0.1		1.1
84.00	84	83.9	-0.1		1.1
79.00	79	78.9	-0.1		1.1
74.00	74	73.9	-0.1		1.1
69.00	69	68.9	-0.1		1.1
64.00	64	63.9	-0.1		1.1
59.00	59	58.9	-0.1		1.1
54.00	54	53.9	-0.1		1.1
49.00	49	48.9	-0.1		1.1
44.00	44	44.0	0.0		1.1
39.00	39	39.2	0.2		1.1
38.00	38	38.3	0.3		1.1

The results related only to the item calibrated. The certificate shall not be reproduced except in full, without written approval of the Innovative Instrument Co., Ltd

FM-708-SLM-01 Rev.0 Issue date 01/07/15

เอกสารไม่ควบคุม

Certificate No : 22-ACT-105

Request No : Req-2022-0229

9. Level linearity including the level range control

UUC Setting	STD	Measured		UNCERTAINTY (± dB)	Acceptance
FAST / A	REF	UUC	ERR		Limit
UUC Range	(dB)	(dB)	(dB)		(± dB)
37-139	43.2	42.8	-0.4	0.3	1.1
	114	114.0	0.0		1.1

10. Tone burst response

UUC Setting	STD	Anticipated	Measured		UNCERTAINTY (± dB)	Acceptance
A / 37-139	Toneburst	Ref	UUC	ERR		Limit
UUC Time Response	(ms)	(dB)	(dB)	(dB)		(± dB)
Fast	200	135.0	134.9	-0.1	0.3	1.0
	2	118.0	117.6	-0.4		+1.0, -2.5
	0.25	109.0	108.7	-0.3		+1.5, -5.0
Slow	200	128.6	128.5	-0.1		1.0
	2	109.0	108.9	-0.1		+1.0, -5.0
SEL	200	129.0	129.0	0.0		1.0
	2	109.0	108.9	-0.1		+1.0, -2.5
	0.25	100.0	100.0	0.0		+1.5, -5.0

11. Peak C Sound level

UUC Setting	Anticipated	Measured		UNCERTAINTY (± dB)	Acceptance
FAST / C / 95-142	REF	UUC	ERR		Limit
STD Setting	(dB)	(dB)	(dB)		(± dB)
Complete cycle	137.4	136.7	-0.70	0.2	3.0
Positive half cycle	136.4	136.2	-0.20		2.0
Negative half cycle	136.4	136.2	-0.20		2.0

The results related only to the item calibrated. The certificate shall not be reproduced except in full, without written approval of the Innovative Instrument Co., Ltd

FM-708-SLM-01 Rev.0 Issue date 01/07/15

เอกสารไม่ควบคุม

Certificate No : 22-ACT-105

Request No : Req-2022-0229

12. Overload indication

UUC Setting	Measured	UNCERTAINTY	Acceptance
FAST / A / 37-139	UUC		Limit
STD Setting	(dB)	(± dB)	(± dB)
Positive one-half cycle	141.7		
Negative one-half cycle	141.8		
Deviated	-0.1	0.2	1.5

13. High Level Stability

UUC Setting	Measured	UNCERTAINTY	Acceptance
FAST / A / 37-139	UUC		Limit
STD Setting	(dB)	(± dB)	(± dB)
Initial	138.0		
Final	138.0		
Deviated	0.0	0.1	0.3

End of Certificate

Certificate of Calibration

Customer

Name : UNITED ANALYST AND ENGINEERING CONSULTANT CO.,LTD. Certificate No : 22-ACT-035
Address : 81 Soi Udomsuk 41, Sukhumvit Road, Bangchak, Prakanong, Bangkok Request No : Req-2022-0094
10260

Unit Under Calibration Details

Measurement item : Sound Level Meter Microphone Class : 2
Manufacturer : LARSON DAVIS Microphone Model : 375A04
Model : LxT2 Microphone S/N : 328675
Serial Number : 0005398 Preamplifier Model : PRMLxT2C
ID : UAE.EFM.035/2564 Preamplifier S/N : 073793
Resolution : 0.1 dB Intrument Status : Used

Calibration Environment and Details


Temperature : 23 °C ± 2 °C
Humidity : 50 %RH ± 20 %RH
Barometric Pressure : 1013 hPa ± 10 hPa
Received Date : 14 January 2022
Calibrated Date : 21 January 2022
Calibration Procedure : In-house method CP-SLM-01 based on IEC 61672-3 : 2013 Electroacoustics - Sound level meters - Part 3: Periodic tests
Location of Calibration : Lab Acoustic


Reference Standard

Instrument	Brand	Model	SN.	Due calibration	Traceability
Standard Microphone	GRAS	40AN	188273	15 September 2022	GRAS
Multifrequency Calibrator	Quest	Quest-cal	EFA000234	14 June 2022	TSI
Audio Generator	Svantek	Svan401	131	18 October 2022	WK Electric

Note

The reported uncertainty is based on standard uncertainty multiplied by the Coverage Factor $k = 2$, providing a level of confidence approximately 95 %.

Calibrated By : 
Mr. Noppadon Luangart
Calibration Officer

Approved By : 
Mr. Pacit Mathavorn
Calibration Engineer Supervisor
Issue Date : 21 January 2022

Certificate No : 22-ACT-035

Request No : Req-2022-0094

1. Indication at the calibration check frequency

UUC Setting	Nominal Level (dB)	Before Adjust		Adjust		UNCERTAINTY (± dB)	Acceptance Limit (± dB)
FAST / A / 37-139		UUC (dB)	ERR (dB)	UUC (dB)	ERR (dB)		
Calibrator Setting							
1000 Hz 114.00 dB	113.85	114.0	+0.15	113.9	0.05	0.20	0.3

Note : Absolute sensitivity was established by the use of Sound Calibrator Brand SVANTEK, Model SV 35A, SN.58079

2. Self-generated noise, Microphone installed

UUC Setting	Measured (dB)	UNCERTAINTY (± dB)
FAST / 37-139		
UUC Weighting		
A	28.1	0.10

3. Self-generated noise, Microphone replaced by the electrical input signal device

UUC Setting	Measured (dB)	UNCERTAINTY (± dB)
FAST / 37-139		
UUC Weighting		
A	27.9	0.10
C	27.3	0.10
Z	31.9	0.10

4. Acoustic signal test of frequency weightings (Without Windscreen)

UUC Setting	Deviation from various Frequency Weighting Responce curve			UNCERTAINTY (± dB)	Acceptance Limit (± dB)
	A (dB)	C (dB)	Z (dB)		
FAST / 37-139					
STD Setting					
125 Hz	0.0	0.0	0.0	0.50	2.0
1000 Hz	0.0	0.0	0.0	0.60	1.0
4000 Hz	0.4	0.3	0.3	0.60	3.0
8000 Hz	-0.1	-0.2	-0.1	0.70	5.0

Certificate No : 22-ACT-035

Request No : Req-2022-0094

5. Electrical signal test of frequency weightings, Weighting network response with relative to 1 kHz

UUC Setting	Deviation from various Frequency			UNCERTAINTY	Acceptance
FAST / 37-139	Weighting Response curve				Limit
STD Setting	A (dB)	C (dB)	Z (dB)	(± dB)	(± dB)
63 Hz	-0.2	-0.1	-0.1	0.2	2.0
125 Hz	-0.1	0.0	-0.1		1.5
250 Hz	-0.1	0.0	-0.1		1.5
500 Hz	-0.1	0.0	-0.1		1.5
1000 Hz	0.0	0.0	0.0		1.0
2000 Hz	0.0	0.0	0.0		2.0
4000 Hz	0.0	0.0	0.0		3.0
8000 Hz	-0.1	-0.1	0.0		5
16000 Hz	-0.1	-0.1	-0.1		+5, -INF.

6. Frequency and time weightings at 1kHz

UUC Setting	STD	Measured		UNCERTAINTY (± dB)	Acceptance
FAST / 37-139	REF	UUC	ERR		Limit
UUC Weighting	(dB)	(dB)	(dB)	(± dB)	(± dB)
A	114.00	114.0	0.0	0.2	0.2
C	114.00	114.0	0.0		0.2
Z	114.00	114.0	0.0		0.2

UUC Setting	STD	Measured		UNCERTAINTY (± dB)	Acceptance
37-139 / A	REF	UUC	ERR		Limit
UUC Time Response	(dB)	(dB)	(dB)	(± dB)	(± dB)
Fast	114.00	114.0	0.0	0.2	0.1
Slow	114.00	114.0	0.0		0.1
Leq	114.00	114.0	0.0		0.1

Certificate No : 22-ACT-035

Request No : Req-2022-0094

7. Long Term Stability

UUC Setting	Measured	UNCERTAINTY (\pm dB)	Acceptance Limit (\pm dB)
FAST / A / 37-139	UUC		
STD Setting	(dB)		
Initial	114.0		
Final	114.0		
Deviated	0.0	0.1	0.3

8. Level linearity on the reference level range

UUC Setting	Anticipated	Deviation		UNCERTAINTY (\pm dB)	Acceptance Limit (\pm dB)
FAST / A / 37-139	REF	UUC	ERR		
STD dB	(dB)	(dB)	(dB)		
139.00	139	139.0	0.0	0.3	1.1
134.00	134	134.0	0.0		1.1
129.00	129	129.0	0.0		1.1
124.00	124	124.0	0.0		1.1
119.00	119	119.0	0.0		1.1
114.00	114	114.0	0.0		1.1
109.00	109	109.0	0.0		1.1
104.00	104	104.0	0.0		1.1
99.00	99	99.0	0.0		1.1
94.00	94	93.9	-0.1		1.1
89.00	89	88.9	-0.1		1.1
84.00	84	83.9	-0.1		1.1
79.00	79	78.9	-0.1		1.1
74.00	74	73.9	-0.1		1.1
69.00	69	69.0	0.0		1.1
64.00	64	63.9	-0.1		1.1
59.00	59	59.0	0.0		1.1
54.00	54	54.0	0.0		1.1
49.00	49	49.0	0.0		0.8
44.00	44	44.1	0.1		1.1
39.00	39	39.3	0.3		1.1
38.00	38	38.3	0.3		1.1
37.00	37	37.5	0.5		1.1

Certificate No : 22-ACT-035

Request No : Req-2022-0094

9. Level linearity including the level range control

UUC Setting	STD	Measured		UNCERTAINTY (± dB)	Acceptance
FAST / A	REF	UUC	ERR		Limit
UUC Range	(dB)	(dB)	(dB)		(± dB)
37-139	43.2	43.4	0.2	0.3	1.1
	114	114.0	0.0		1.1

10. Tone burst response

UUC Setting	STD	Anticipated	Measured		UNCERTAINTY (± dB)	Acceptance
A / 37-139	Toneburst	Ref	UUC	ERR		Limit
UUC Time Respose	(ms)	(dB)	(dB)	(dB)		(± dB)
Fast	200	135.0	135.0	0.0	0.3	1
	2	118.0	117.9	-0.1		+1.0, -2.5
	0.25	109.0	108.7	-0.3		+1.5, -5.0
Slow	200	128.6	128.5	-0.1		1
	2	109.0	108.9	-0.1		+1.0, -5.0
SEL	200	129.0	129.0	0.0		1
	2	109.0	109.1	+0.1		+1.0, -2.5
	0.25	100.0	99.9	-0.1		+1.5, -5.0

11. Peak C Sound level

UUC Setting	Anticipated	Measured		UNCERTAINTY (± dB)	Acceptance
FAST / C / 95-142	REF	UUC	ERR		Limit
STD Setting	(dB)	(dB)	(dB)		(± dB)
Complete cycle	137.4	136.8	-0.60	0.2	3.0
Positive half cycle	136.4	136.1	-0.30		2.0
Negative half cycle	136.4	136.1	-0.30		2.0

Certificate No : 22-ACT-035

Request No : Req-2022-0094

12. Overload indication

UUC Setting	Measured	UNCERTAINTY (± dB)	Acceptance
FAST / A / 37-139	UUC		Limit
STD Setting	(dB)		(± dB)
Positive one-half cycle	142.3		
Negative one-half cycle	142.0		
Deviated	0.3	0.2	1.5

13. High Level Stability

2. High Level Security			
UUC Setting	Measured	UNCERTAINTY	Acceptance
FAST / A / 37-139	UUC		Limit
STD Setting	(dB)	(± dB)	(± dB)
Initial	138.0		
Final	138.0		
Deviated	0.0	0.1	0.3

End of Certificate

Certificate of Calibration

Customer

Name : UNITED ANALYST AND ENGINEERING CONSULTANT CO.,LTD. Certificate No : 22-ACT-036
Address : 81 Soi Udomsuk 41, Sukhumvit Road, Bangchak, Prakanong, Bangkok Request No : Req-2022-0095
10260

Unit Under Calibration Details

Measurement item : Sound Level Meter Microphone Class : 2
Manufacturer : LARSON DAVIS Microphone Model : 375A04
Model : LxT2 Microphone S/N : 328676
Serial Number : 0005400 Preamplifier Model : PRMLxT2C
ID : UAE.EFM.037/2564 Preamplifier S/N : 073803
Resolution : 0.1 dB Intrument Status : Used

Calibration Environment and Details


Temperature : 23 °C ± 2 °C
Humidity : 50 %RH ± 20 %RH
Barometric Pressure : 1013 hPa ± 10 hPa
Received Date : 14 January 2022
Calibrated Date : 21 January 2022
Calibration Procedure : In-house method CP-SLM-01 based on IEC 61672-3 : 2013 Electroacoustics - Sound level meters - Part 3: Periodic tests
Location of Calibration : Lab Acoustic


Reference Standard

Instrument	Brand	Model	SN.	Due calibration	Traceability
Standard Microphone	GRAS	40AN	188273	15 September 2022	GRAS
Multifrequency Calibrator	Quest	Quest-cal	EFA000234	14 June 2022	TSI
Audio Generator	SvanteK	Svan401	131	18 October 2022	WK Electric

Note

The reported uncertainty is based on standard uncertainty multiplied by the Coverage Factor $k = 2$, providing a level of confidence approximately 95 %.

Calibrated By : 
Mr. Noppadon Luangart
Calibration Officer

Approved By : 
Mr. Pacit Mathavorn
Calibration Engineer Supervisor
Issue Date : 21 January 2022

Certificate No : 22-ACT-036

Request No : Req-2022-0095

1. Indication at the calibration check frequency

UUC Setting	Nominal Level (dB)	Before Adjust		Adjust		UNCERTAINTY (± dB)	Acceptance Limit (± dB)
FAST / A / 37-139		UUC (dB)	ERR (dB)	UUC (dB)	ERR (dB)		
Calibrator Setting							
1000 Hz 114.00 dB	113.85	113.9	+0.05	113.9	0.05	0.20	0.3

Note : Absolute sensitivity was established by the use of Sound Calibrator Brand SVANTEK, Model SV 35A, SN.58079

2. Self-generated noise, Microphone installed

UUC Setting	Measured (dB)	UNCERTAINTY (± dB)
FAST / 37-139		
UUC Weighting		
A	29.0	0.10

3. Self-generated noise, Microphone replaced by the electrical input signal device

UUC Setting	Measured (dB)	UNCERTAINTY (± dB)
FAST / 37-139		
UUC Weighting		
A	28.8	0.10
C	28.2	0.10
Z	32.9	0.10

4. Acoustic signal test of frequency weightings (Without Windscreen)

UUC Setting	Deviation from various Frequency Weighting Responce curve			UNCERTAINTY (± dB)	Acceptance Limit (± dB)
	A (dB)	C (dB)	Z (dB)		
FAST / 37-139					
STD Setting					
125 Hz	-0.1	0.1	0.0	0.50	2.0
1000 Hz	0.0	0.0	0.0	0.60	1.0
4000 Hz	0.5	0.5	0.6	0.60	3.0
8000 Hz	0.4	0.4	0.5	0.70	5.0

Certificate No : 22-ACT-036

Request No : Req-2022-0095

5. Electrical signal test of frequency weightings, Weighting network response with relative to 1 kHz

UUC Setting	Deviation from various Frequency			UNCERTAINTY	Acceptance
FAST / 37-139	Weighting Response curve				Limit
STD Setting	A (dB)	C (dB)	Z (dB)	(± dB)	(± dB)
63 Hz	-0.2	-0.1	0.0	0.2	2.0
125 Hz	-0.1	0.0	0.0		1.5
250 Hz	-0.1	0.0	0.0		1.5
500 Hz	-0.1	0.0	0.0		1.5
1000 Hz	0.0	0.0	0.0		1.0
2000 Hz	0.0	0.0	0.0		2.0
4000 Hz	0.0	0.0	0.0		3.0
8000 Hz	-0.1	0.0	0.0		5
16000 Hz	-0.1	-0.1	0.0		+5, -INF.

6. Frequency and time weightings at 1kHz

UUC Setting	STD	Measured		UNCERTAINTY (± dB)	Acceptance Limit (± dB)
FAST / 37-139	REF	UUC	ERR		
UUC Weighting	(dB)	(dB)	(dB)	0.2	
A	114.00	114.0	0.0		
C	114.00	114.0	0.0		
Z	114.00	114.0	0.0		

UUC Setting	STD	Measured		UNCERTAINTY (± dB)	Acceptance Limit (± dB)
37-139 / A	REF	UUC	ERR		
UUC Time Response	(dB)	(dB)	(dB)	0.2	
Fast	114.00	114.0	0.0		
Slow	114.00	114.0	0.0		
Leq	114.00	114.0	0.0		

Certificate No : 22-ACT-036

Request No : Req-2022-0095

7. Long Term Stability

UUC Setting	Measured	UNCERTAINTY (± dB)	Acceptance Limit (± dB)
FAST / A / 37-139	UUC		
STD Setting	(dB)		
Initial	114.0		
Final	114.0		
Deviated	0.0	0.1	0.3

8. Level linearity on the reference level range

UUC Setting	Anticipated	Deviation		UNCERTAINTY (± dB)	Acceptance Limit (± dB)
FAST / A / 37-139	REF	UUC	ERR		
STD dB	(dB)	(dB)	(dB)		
139.00	139	139.0	0.0	0.3	1.1
134.00	134	134.0	0.0		1.1
129.00	129	129.0	0.0		1.1
124.00	124	124.0	0.0		1.1
119.00	119	119.0	0.0		1.1
114.00	114	114.0	0.0		1.1
109.00	109	109.0	0.0		1.1
104.00	104	104.0	0.0		1.1
99.00	99	99.0	0.0		1.1
94.00	94	93.9	-0.1		1.1
89.00	89	88.9	-0.1		1.1
84.00	84	83.9	-0.1		1.1
79.00	79	78.9	-0.1		1.1
74.00	74	73.9	-0.1		1.1
69.00	69	69.0	0.0		1.1
64.00	64	63.9	-0.1		1.1
59.00	59	59.0	0.0		1.1
54.00	54	54.0	0.0		1.1
49.00	49	49.0	0.0		0.8
44.00	44	44.1	0.1		1.1
39.00	39	39.3	0.3		1.1
38.00	38	38.3	0.3		1.1
37.00	37	37.5	0.5		1.1

Certificate No : 22-ACT-036

Request No : Req-2022-0095

9. Level linearity including the level range control

UUC Setting	STD	Measured		UNCERTAINTY	Acceptance
FAST / A	REF	UUC	ERR		Limit
UUC Range	(dB)	(dB)	(dB)	(± dB)	(± dB)
37-139	42.9	43.2	0.3	0.3	1.1
	114	114.0	0.0		1.1

10. Tone burst response

UUC Setting	STD	Anticipated	Measured		UNCERTAINTY	Acceptance
A / 37-139	Toneburst	Ref	UUC	ERR		Limit
UUC Time Respo	(ms)	(dB)	(dB)	(dB)	(± dB)	(± dB)
Fast	200	135.0	135.0	0.0	0.3	1
	2	118.0	117.8	-0.2		+1.0, -2.5
	0.25	109.0	108.8	-0.2		+1.5, -5.0
Slow	200	128.6	128.5	-0.1		1
	2	109.0	108.8	-0.2		+1.0, -5.0
SEL	200	129.0	129.0	0.0		1
	2	109.0	109.0	0.0		+1.0, -2.5
	0.25	100.0	99.9	-0.1		+1.5, -5.0

11. Peak C Sound level

UUC Setting	Anticipated	Measured		UNCERTAINTY	Acceptance
FAST / C / 95-142	REF	UUC	ERR		Limit
STD Setting	(dB)	(dB)	(dB)	(± dB)	(± dB)
Complete cycle	137.4	136.9	-0.50	0.2	3.0
Positive half cycle	136.4	136.2	-0.20		2.0
Negative half cycle	136.4	136.2	-0.20		2.0

Certificate No : 22-ACT-036

Request No : Req-2022-0095

12. Overload indication

UUC Setting	Measured	UNCERTAINTY	Acceptance
FAST / A / 37-139	UUC		Limit
STD Setting	(dB)	(± dB)	(± dB)
Positive one-half cycle	142.1		
Negative one-half cycle	141.9		
Deviated	0.2	0.2	1.5

13. High Level Stability

UUC Setting	Measured	UNCERTAINTY	Acceptance
FAST / A / 37-139	UUC		Limit
STD Setting	(dB)	(± dB)	(± dB)
Initial	138.0		
Final	138.0		
Deviated	0.0	0.1	0.3

End of Certificate

Certificate of Calibration

Customer

Name : UNITED ANALYST AND ENGINEERING CONSULTANT CO.,LTD. Certificate No : 22-ACT-037
Address : 81 Soi Udomsuk 41, Sukhumvit Road, Bangchak, Prakanong, Bangkok Request No : Req-2022-0096
10260

Unit Under Calibration Details

Measurement item : Sound Level Meter Microphone Class : 2
Manufacturer : LARSON DAVIS Microphone Model : 375A04
Model : LxT2 Microphone S/N : 329358
Serial Number : 0005407 Preamplifier Model : PRMLxT2C
ID : UAE.EFM.043/2564 Preamplifier S/N : 073802
Resolution : 0.1 dB Intrument Status : Used

Calibration Environment and Details


Temperature : 23 °C ± 2 °C
Humidity : 50 %RH ± 20 %RH
Barometric Pressure : 1013 hPa ± 10 hPa
Received Date : 14 January 2022
Calibrated Date : 21 January 2022
Calibration Procedure : In-house method CP-SLM-01 based on IEC 61672-3 : 2013 Electroacoustics - Sound level meters - Part 3: Periodic tests
Location of Calibration : Lab Acoustic


Reference Standard

Instrument	Brand	Model	SN.	Due calibration	Traceability
Standard Microphone	GRAS	40AN	188273	15 September 2022	GRAS
Multifrequency Calibrator	Quest	Quest-cal	EFA000234	14 June 2022	TSI
Audio Generator	Svantek	Svan401	131	18 October 2022	WK Electric

Note

The reported uncertainty is based on standard uncertainty multiplied by the Coverage Factor $k = 2$, providing a level of confidence approximately 95 %.

Calibrated By : 
Mr. Noppadon Luangart
Calibration Officer

Approved By : 
Mr. Pacit Mathavorn
Calibration Engineer Supervisor
Issue Date : 21 January 2022

Certificate No : 22-ACT-037

Request No : Req-2022-0096

1. Indication at the calibration check frequency

UUC Setting	Nominal	Before Adjust		Adjust		UNCERTAINTY	Acceptance
FAST / A / 37-139	Level	UUC	ERR	UUC	ERR	(± dB)	Limit
Calibrator Setting	(dB)	(dB)	(dB)	(dB)	(dB)		(± dB)
1000 Hz 114.00 dB	113.85	113.9	+0.05	113.9	0.05	0.20	0.3

Note : Absolute sensitivity was established by the use of Sound Calibrator Brand SVANTEK, Model SV 35A, SN.58079

2. Self-generated noise, Microphone installed

UUC Setting	Measured	UNCERTAINTY
FAST / 37-139		
UUC Weighting	(dB)	(± dB)
A	29.0	0.10

3. Self-generated noise, Microphone replaced by the electrical input signal device

UUC Setting	Measured	UNCERTAINTY
FAST / 37-139		
UUC Weighting	(dB)	(± dB)
A	28.8	0.10
C	28.1	0.10
Z	32.8	0.10

4. Acoustic signal test of frequency weightings (Without Windscreen)

UUC Setting	Deviation from various Frequency Weighting Response curve			UNCERTAINTY	Acceptance
FAST / 37-139	A	C	Z	(± dB)	Limit
STD Setting	(dB)	(dB)	(dB)		(± dB)
125 Hz	0.0	0.1	0.1	0.50	2.0
1000 Hz	0.0	0.0	0.0	0.60	1.0
4000 Hz	0.0	0.1	0.1	0.60	3.0
8000 Hz	-0.5	-0.5	-0.4	0.70	5.0

Certificate No : 22-ACT-037

Request No : Req-2022-0096

5. Electrical signal test of frequency weightings, Weighting network response with relative to 1 kHz

UUC Setting	Deviation from various Frequency			UNCERTAINTY	Acceptance
FAST / 37-139	Weighting Response curve				Limit
STD Setting	A (dB)	C (dB)	Z (dB)	(± dB)	(± dB)
63 Hz	-0.2	-0.1	0.0	0.2	2.0
125 Hz	-0.1	0.0	0.0		1.5
250 Hz	-0.1	0.0	0.0		1.5
500 Hz	-0.1	0.0	0.0		1.5
1000 Hz	0.0	0.0	0.0		1.0
2000 Hz	0.0	0.0	0.0		2.0
4000 Hz	0.0	0.0	0.0		3.0
8000 Hz	-0.1	-0.1	0.0		5
16000 Hz	-0.1	-0.1	-0.1		+5, -INF.

6. Frequency and time weightings at 1kHz

UUC Setting	STD	Measured		UNCERTAINTY (± dB)	Acceptance
FAST / 37-139	REF	UUC	ERR		Limit
UUC Weighting	(dB)	(dB)	(dB)	0.2	(± dB)
A	114.00	114.0	0.0		0.2
C	114.00	114.0	0.0		0.2
Z	114.00	114.0	0.0		0.2

UUC Setting	STD	Measured		UNCERTAINTY (± dB)	Acceptance
37-139 / A	REF	UUC	ERR		Limit
UUC Time Response	(dB)	(dB)	(dB)	0.2	(± dB)
Fast	114.00	114.0	0.0		0.1
Slow	114.00	114.0	0.0		0.1
Leq	114.00	114.0	0.0		0.1

Certificate No : 22-ACT-037

Request No : Req-2022-0096

7. Long Term Stability

UUC Setting	Measured	UNCERTAINTY (± dB)	Acceptance Limit (± dB)
FAST / A / 37-139	UUC		
STD Setting	(dB)		
Initial	114.0		
Final	114.0		
Deviated	0.0	0.1	0.3

8. Level linearity on the reference level range

UUC Setting	Anticipated	Deviation		UNCERTAINTY	Acceptance
FAST / A / 37-139	REF	UUC	ERR		Limit
STD dB	(dB)	(dB)	(dB)		(± dB)
139.00	139	139.0	0.0	0.3	1.1
134.00	134	134.0	0.0		1.1
129.00	129	129.0	0.0		1.1
124.00	124	124.0	0.0		1.1
119.00	119	119.0	0.0		1.1
114.00	114	114.0	0.0		1.1
109.00	109	109.0	0.0		1.1
104.00	104	104.0	0.0		1.1
99.00	99	99.0	0.0		1.1
94.00	94	93.9	-0.1		1.1
89.00	89	88.9	-0.1		1.1
84.00	84	83.9	-0.1		1.1
79.00	79	78.9	-0.1		1.1
74.00	74	73.9	-0.1		1.1
69.00	69	69.0	0.0		1.1
64.00	64	64.0	0.0		1.1
59.00	59	59.0	0.0		1.1
54.00	54	54.0	0.0		1.1
49.00	49	49.0	0.0		0.8
44.00	44	44.1	0.1		1.1
39.00	39	39.4	0.4		1.1
38.00	38	38.5	0.5		1.1
37.00	37	37.6	0.6		1.1

Certificate No : 22-ACT-037

Request No : Req-2022-0096

9. Level linearity including the level range control

UUC Setting	STD	Measured		UNCERTAINTY (± dB)	Acceptance
FAST / A	REF	UUC	ERR		Limit
UUC Range	(dB)	(dB)	(dB)		(± dB)
37-139	44.1	44.2	0.1	0.3	1.1
	114	114.0	0.0		1.1

10. Tone burst response

UUC Setting	STD	Anticipated	Measured		UNCERTAINTY (± dB)	Acceptance
A / 37-139	Toneburst	Ref	UUC	ERR		Limit
UUC Time Response	(ms)	(dB)	(dB)	(dB)		(± dB)
Fast	200	135.0	135.0	0.0	0.3	1
	2	118.0	117.7	-0.3		+1.0, -2.5
	0.25	109.0	108.8	-0.2		+1.5, -5.0
Slow	200	128.6	128.5	-0.1		1
	2	109.0	108.9	-0.1		+1.0, -5.0
SEL	200	129.0	129.1	+0.1		1
	2	109.0	108.9	-0.1		+1.0, -2.5
	0.25	100.0	100.0	0.0		+1.5, -5.0

11. Peak C Sound level

UUC Setting	Anticipated	Measured		UNCERTAINTY (± dB)	Acceptance
FAST / C / 95-142	REF	UUC	ERR		Limit
STD Setting	(dB)	(dB)	(dB)		(± dB)
Complete cycle	137.4	136.8	-0.60	0.2	3.0
Positive half cycle	136.4	136.1	-0.30		2.0
Negative half cycle	136.4	136.2	-0.20		2.0

Certificate No : 22-ACT-037

Request No : Req-2022-0096

12. Overload indication

UUC Setting	Measured	UNCERTAINTY	Acceptance
FAST / A / 37-139	UUC		Limit
STD Setting	(dB)	(± dB)	(± dB)
Positive one-half cycle	142.9		
Negative one-half cycle	142.9		
Deviated	0.0	0.2	1.5

13. High Level Stability

UUC Setting	Measured	UNCERTAINTY	Acceptance
FAST / A / 37-139	UUC		Limit
STD Setting	(dB)	(± dB)	(± dB)
Initial	138.0		
Final	138.0		
Deviated	0.0	0.1	0.3

End of Certificate

รายการใบรับรองสอบเทียบ ทวนสอบ เครื่องมือหลักประจำห้องปฏิบัติการวิเคราะห์ สำหรับคุณภาพน้ำ และคุณภาพอากาศ

No.	Instrument/Equipment	Parameter	Manufacturer	Model/Serial No.	Calibrator	Certification No.	Date of Calibration	Due date of Calibration*	Remark
Laboratory Instrument/Equipments.(คุณภาพอากาศ)									
1	Analytical Balance (Readability 0.1 mg)	ฝุ่นละอองรวม (TSP) ฝุ่นละอองขนาดเล็กกว่า 10 ไมครอน	Mettler-Toledo	AB204-S / 1128312528	Mettler-Toledo (Thailand) Ltd.	TH2058-097-040722- ACC-TH	7 Apr 22	6 Apr 23	-
2	Analytical Balance (Readability 0.1 mg)	(PM-10)	Mettler-Toledo	AB204-S/FACT / B108115858	Mettler-Toledo (Thailand) Ltd.	TH2058-098-040722- ACC-TH	7 Apr 22	6 Apr 23	-
3	Analytical Balance (Readability 0.001 mg)	ฝุ่นละอองขนาดเล็กกว่า 2.5 ไมครอน (PM-2.5), ฝุ่นทุกขนาด ฝุ่นขนาดที่เข้าถึงและสะสมในถุงลมของปอด	Mettler-Toledo	XP6 / B322373893	Mettler-Toledo (Thailand) Ltd.	TH2058-099-040722- ACC-TH	7 Apr 22	6 Apr 23	-
Laboratory Instrument/Equipments.(คุณภาพน้ำ)									
1	pH Meter	ความเป็นกรด-ด่าง (pH) อุณหภูมิ (Temperature)	Mettler-Toledo	Seven Easy S20 / 1231155210	National Food Institute, Ministry of Industry, Thailand	2201793-001-01	1 Mar 22	28 Feb 23	-
2	pH Meter		Mettler-Toledo	Seven Easy S20 / 1230525212	National Food Institute, Ministry of Industry, Thailand	2202093-001-01	16 Mar 22	15 Mar 23	-
3	pH Meter		Horiba	LAQUA-PH210 HA1F0002	Technology Promotion Association (Thailand-Japan)	21CH1607	19 Nov 21	18 Nov 22	-
4	Conductivity Meter	Conductivity	Horiba	LAQUA-EC210 HC0J0014	Technology Promotion Association (Thailand-Japan)	21CH1621	23 Nov 21	22 Nov 22	-
5	BOD Incubator	บีโอดี (BOD)	Arco	UC4-1320 / (UAE.WAO.015/2561)	Technology Promotion Association (Thailand-Japan)	22TM90	17 Feb 22	16 Feb 23	-
6	BOD Incubator		Arco	UR-1320 / (UAE.WAO.018/2551)	Technology Promotion Association (Thailand-Japan)	22TM305	7 Apr 22	6 Apr 23	-
7	Electronic Balance (Repeatability 0.1 mg)	น้ำมันและไขมัน (Fat, Oil & Grease)	Mettler-Toledo	XSR204 / C117635043	Mettler-Toledo (Thailand) Ltd.	2202934-001-01	13 May 22	12 May 23	-

รายการใบรับรองสอบเทียบ ทวนสอบ เครื่องมือหลักประจำห้องปฏิบัติการวิเคราะห์ สำหรับคุณภาพน้ำ และคุณภาพอากาศ

No.	Instrument/Equipment	Parameter	Manufacturer	Model/Serial No.	Calibrator	Certification No.	Date of Calibration	Due date of Calibration*	Remark
Laboratory Instrument/Equipments.(คุณภาพน้ำ)									
8	Analytical Balance (Repeatability 0.01 mg)	ของแข็งแขวนลอย (Total Suspended Solids: SS) ของแข็งละลาย (Total Dissolved Solids: TDS)	Mettler-Toledo	XSR205DU / C009071872	Technology Promotion Association (Thailand-Japan)	22MM210	26 Apr 22	25 Apr 23	-
9	Hot Air Oven		Memmert	UF55 / B216.1666	Technology Promotion Association (Thailand-Japan)	21TM1876	29 Oct 21	28 Oct 22	-
10	Distillation Unit (Kjeldahl Method)	แอมโมเนีย-ไนโตรเจน Total Kjeldahl Nitrogen (TKN)	FOSS TECATOR	KT200 / 91790524	FOSS South East Asia	30 Jan 16	30 Nov 21	29 Nov 22	-
11	UV-VIS Spectrophotometer		Hitachi	U-1900 / 2021-064	DQE Services Co.,Ltd.	SP22-007	20 Jan 22	19 Jan 23	-
12	Incubator	แบคทีเรียกลุ่มฟีคอลโคลิฟอร์มทั้งหมด (Fecal Coliform Bacteria; FCB) แบคทีเรียกลุ่มโคลิฟอร์มทั้งหมด (Total Coliform Bacteria; TCB)	Memmert	IPP 260 / V616.0066	Technology Promotion Association (Thailand-Japan)	22TM672	5 May 22	4 May 23	-
13	Incubator		Memmert	IPP 260 / V615.0187	Technology Promotion Association (Thailand-Japan)	22TM563	7 Apr 22	6 Apr 23	-
14	Water Bath		Memmert	WNE 14 / L416.0606	Technology Promotion Association (Thailand-Japan)	22TM333	17 Feb 22	16 Feb 23	-
15	Water Bath		Memmert	WNE 14 / L416.0612	Technology Promotion Association (Thailand-Japan)	22TM334	17 Feb 22	16 Feb 23	-
16	Analytical Balance		Mettler-Toledo	MS603S / B0070110311	Mettler-Toledo (Thailand) Ltd.	TH2058-096-040722- ACC-TH	7 Apr 22	6 Apr 23	-
17	Auto Clave		ALP	CL-40L / 802664	Technology Promotion Association (Thailand-Japan)	22TM89	17 Feb 22	16 Feb 23	-
18	Atomic Absorption Spectrophotometer (AAS)	แมงกานีส, ตะกั่ว, สารหนู, แคดเมียม, โซเดียม, SAR	Agilent Technologies	System ID:G8432A AA240FS / MY13160001	Thailand Institute Of Science And Technological Research (TISTR)	MTC.ACL. No. 486/65	7 Mar 22	6 Mar 23	-

รายการใบรับรองสอบเทียบ ทวนสอบ เครื่องมือหลักประจำห้องปฏิบัติการวิเคราะห์ สำหรับคุณภาพน้ำ และคุณภาพอากาศ

No.	Instrument/Equipment	Parameter	Manufacturer	Model/Serial No.	Calibrator	Certification No.	Date of Calibration	Due date of Calibration*	Remark
Laboratory Instrument/Equipments.(คุณภาพน้ำ)									
19	Cold Vapor Atomic (CVAAS)	ปรอท	Milestone	DMA-80 / 11030982	Sithiporn Associates Co.,Ltd.	Service Protocol Report	24 Mar 22	23 Mar 23	-
20	Turbidity Meter	ความขุ่น Turbidity	Oakton	T100IR / 1120501017	Technology Promotion Association (Thailand-Japan)	21CH1017	17 Aug 21	16 Aug 22	-
21	UV-VIS Spectrophotometer	COD ไนเตรท-ไนโตรเจน	Agilent Technologies	Cary60 G6860A / MY15410009	DQE Services Co.,Ltd.	SP22-016	31 May 22	30 May 23	-

Due Date of Calibration* : Based on the annual calibration plan. At least 1 time per year.

Mettler-Toledo (Thailand) Ltd.

846/4 - 846/5 Lasalle Rd., Bangna Tai Sub-District

Bangna District, Bangkok 10260

+66 2723 0382

MT-TH.ServiceSupport@mt.com



NSC-TISI-TIS 17025
CALIBRATION 0062

Accuracy Calibration Certificate

Customer

Company: United Analyst and Engineering Consultant Co., Ltd.
Address: 3 Soi Udom Suk 41, Sukhumvit Rd., Bang Chak
City: Phra Khanong Contact: Suwit Chotnok
Zip / Postal: 10260
State / Province: Bangkok
Order Number:  * 0 3 3 2 4 2 3 9 0 6 *

Weighing Device

Manufacturer: Mettler Toledo Instrument Type: Weighing Instrument
Model: AB204-S Asset Number: UAE.AIR.019/2550
Serial No.: 1128312528 Terminal Model: N/A
Building: N/A Terminal Serial No.: N/A
Floor: 2 Terminal Asset No.: N/A
Room: Balance Room 2 (206)

Range	Max. Capacity	Readability (d)
1	220 g	0.0001 g

Procedure



Calibration Guideline: EURAMET cg-18 v. 4.0 (11/2015)
METTLER TOLEDO Work Instruction: CP/W002/20

This calibration certificate contains measurements for As Found calibration. No As Left calibration was performed because the device was not modified after As Found calibration. Therefore, results for As Left correspond to As Found.

The sensitivity/span of the weighing instrument was adjusted before calibration with a built-in weight.

In accordance with EURAMET cg-18 (11/2015), the test loads were selected to reflect the specific use of the weighing device or to accommodate specific calibration conditions.

	Temperature		Humidity	
As Found	Start: 22.5 °C	End: 21.4 °C	Start: 56.1 %	End: 63.2 %

As Found Calibration Date: 07-Apr-2022 Calibrator: 
As Left Calibration Date: N/A
Issue Date: 08-Apr-2022
Approved Signatory: 
☒ Kassakorn Tassanachaisakul
☐ Santi Jitniyom
☐ Surachet Sukkate

Measurement Results

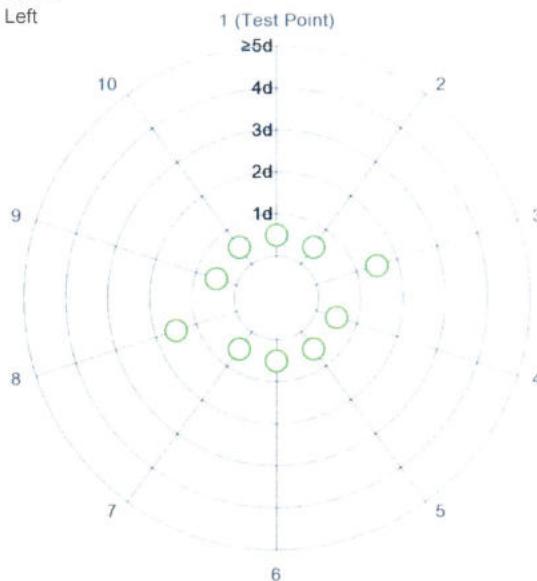
Repeatability

Test Load: 100 g

	As Found	As Left
1	99.9999 g	N/A
2	100.0000 g	N/A
3	99.9998 g	N/A
4	100.0000 g	N/A
5	99.9999 g	N/A
6	100.0000 g	N/A
7	99.9999 g	N/A
8	100.0001 g	N/A
9	99.9999 g	N/A
10	100.0000 g	N/A

Standard Deviation	0.00008 g	N/A
--------------------	-----------	-----

○ As Found
◆ As Left



The "d" in the graph represents the readability of the range/interval in which the test was performed.

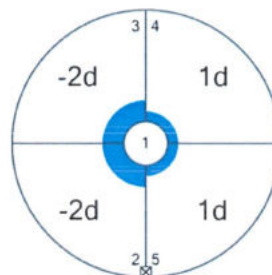
The results of this graph are based upon the absolute values of the differences from the mean value.

Eccentricity

Test Load: 100 g

Position	As Found	As Left
1	100.0000 g	N/A
2	99.9998 g	N/A
3	99.9998 g	N/A
4	100.0001 g	N/A
5	100.0001 g	N/A

Maximum Deviation	0.0002 g	N/A
-------------------	----------	-----



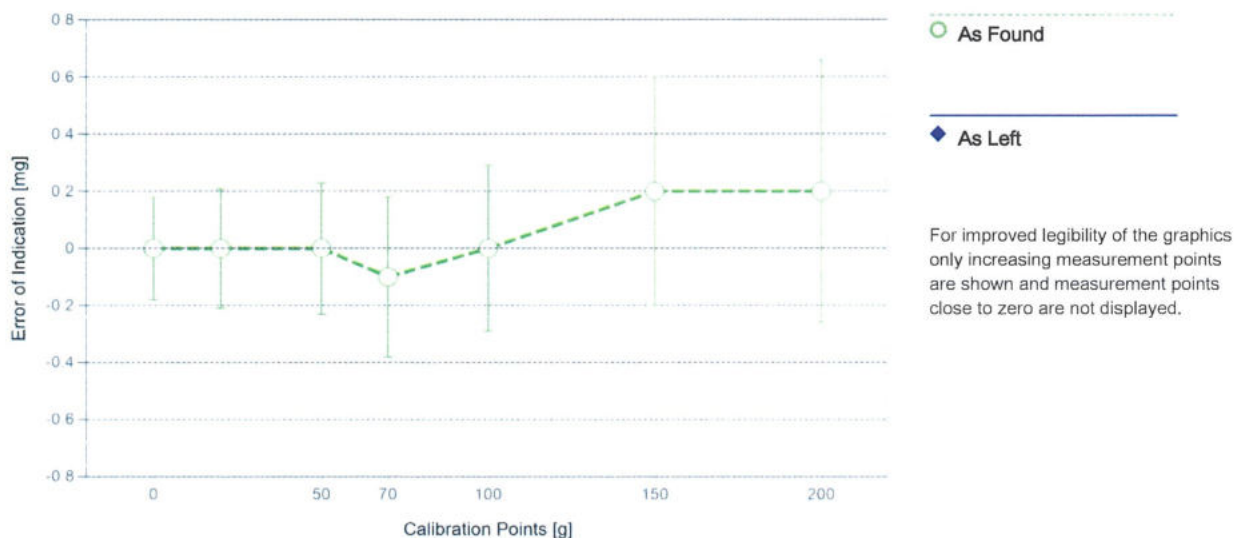
As Found

The "d" in the graph represents the readability of the range/interval in which the test was performed.

Error of Indication

As Found

	Reference Value	Indication	Error of Indication	Expanded Uncertainty	k
1	0.0000 g	0.0000 g	0.0000 g	0.18 mg	2
2	0.1000 g	0.1000 g	0.0000 g	0.19 mg	2
3	1.0000 g	0.9999 g	-0.0001 g	0.19 mg	2
4	5.0000 g	5.0000 g	0.0000 g	0.19 mg	2
5	10.0000 g	9.9999 g	-0.0001 g	0.20 mg	2
6	20.0000 g	20.0000 g	0.0000 g	0.21 mg	2
7	50.0000 g	50.0000 g	0.0000 g	0.23 mg	2
8	70.0001 g	70.0000 g	-0.0001 g	0.28 mg	2
9	100.0000 g	100.0000 g	0.0000 g	0.29 mg	2
10	150.0000 g	150.0002 g	0.0002 g	0.40 mg	2
11	200.0001 g	200.0003 g	0.0002 g	0.46 mg	2



The uncertainty stated is the expanded uncertainty at calibration obtained by multiplying the standard combined uncertainty by the coverage factor k – which can be larger than 2 according to EURAMET cg-18. The value of the measurand lies within the assigned range of values with a probability of approximately 95%.

The user is responsible for maintaining environmental conditions and the settings of the weighing instrument when it was calibrated.

Test Equipment

All weights used for metrological testing are traceable to national or international standards. The weights were calibrated and certified by an accredited calibration laboratory.

Weight Set 1: OIML E2

Weight Set No.:	WS80	Date of Issue:	23-Feb-2022
Certificate Number:	C208581631	Calibration Due Date:	14-Aug-2023

Thermo Hygrometer

Equipment No.:	IN161	Date of Issue:	14-Jun-2021
Certificate Number:	21H1220	Calibration Due Date:	01-Jun-2022

Remarks

Equipment condition: Good

Next calibration according to customer's procedure

Calibration data not decide by calibration laboratory

Test weight by Filter pan : 1 g = 0.9999 g, 3 g = 3.0000 g, 5 g = 5.0000 g

End of Accredited Section

The information below and any attachments to this calibration certificate are not part of the accredited calibration.

Measurement Uncertainty of the Weighing Instrument in Use

Stated is the expanded uncertainty with $k=2$ in use. The formula shall be used for the estimation of the uncertainty under consideration of the errors of indication. The value R represents the net load indication in the unit of measure of the device.

Temperature coefficient for the evaluation of the measurement uncertainty in use: $3.0 \cdot 10^{-6} / K$

Temperature range on site for the evaluation of the measurement uncertainty in use: 3 K

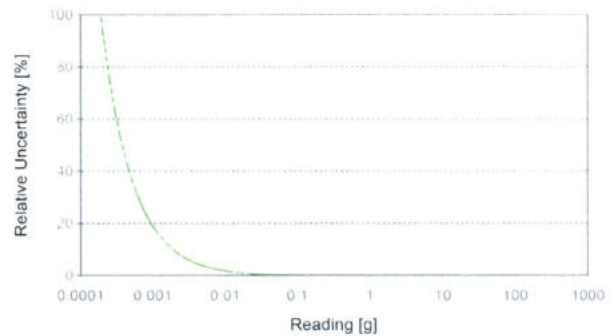
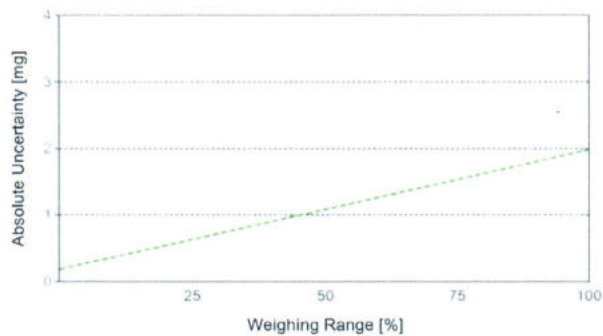
Linearization of Uncertainty Equation

	Range		As Found	As Left
	d	Max		
1	0.0001 g	220 g	$U_1 = 0.19 \text{ mg} + 0.00817 \text{ mg/g} \cdot R$	N/A

To optimize the stability of the linearization, besides of the zero load only increasing measurement points with a test load of 5% of the measurement range or larger are taken for the calculation of the linear equation.

Absolute and Relative Measurement Uncertainty in Use for Various Net Indications (Examples)

Net Indication	As Found		As Left	
0.0220 g	0.19 mg	0.86%	N/A	N/A
0.2200 g	0.19 mg	0.087%	N/A	N/A
2.2000 g	0.21 mg	0.0095%	N/A	N/A
22.0000 g	0.37 mg	0.0017%	N/A	N/A
220.0000 g	2.0 mg	0.00090%	N/A	N/A



Mettler-Toledo (Thailand) Ltd.
846/4 - 846/5 Lasalle Rd., Bangna Tai Sub-District
Bangna District, Bangkok 10260
+66 2723 0382
MT-TH.ServiceSupport@mt.com



Accuracy Calibration Certificate

Customer

Company: United Analyst and Engineering Consultant Co., Ltd.
Address: 3 Soi Udom Suk 41, Sukhumvit Rd., Bang Chak
City: Phra Khanong Contact: Suwit Chotnok
Zip / Postal: 10260
State / Province: Bangkok
Order Number: 
* 0 3 3 2 4 2 3 9 0 6 *

Weighing Device

Manufacturer: Mettler Toledo Instrument Type: Weighing Instrument
Model: AB204-S/FACT Asset Number: UAE.AIR.016/2555
Serial No.: B108115858 Terminal Model: N/A
Building: N/A Terminal Serial No.: N/A
Floor: 2 Terminal Asset No.: N/A
Room: Balance Room 2 (206)

Range	Max. Capacity	Readability (d)
1	220 g	0.0001 g

Procedure

Calibration Guideline: EURAMET cg-18 v. 4.0 (11/2015)
METTLER TOLEDO Work Instruction: CP/W002/20

This calibration certificate contains measurements for As Found and As Left calibrations.

The sensitivity/span of the weighing instrument was adjusted before As Found and As Left calibrations with a built-in weight.

In accordance with EURAMET cg-18 (11/2015), the test loads were selected to reflect the specific use of the weighing device or to accommodate specific calibration conditions.

	Temperature		Humidity	
As Found	Start: 22.6 °C	End: 22.1 °C	Start: 56.0 %	End: 51.9 %
As Left	Start: 22.3 °C	End: 22.4 °C	Start: 46.2 %	End: 55.8 %

As Found Calibration Date: 07-Apr-2022
As Left Calibration Date: 07-Apr-2022
Issue Date: 08-Apr-2022

Calibrator:

Sirawit Chamchan

Approved Signatory:

- ☒ Kassakorn Tassanachaisakul
☐ Santi Jitniyom
☐ Surachet Sukkate

Measurement Results

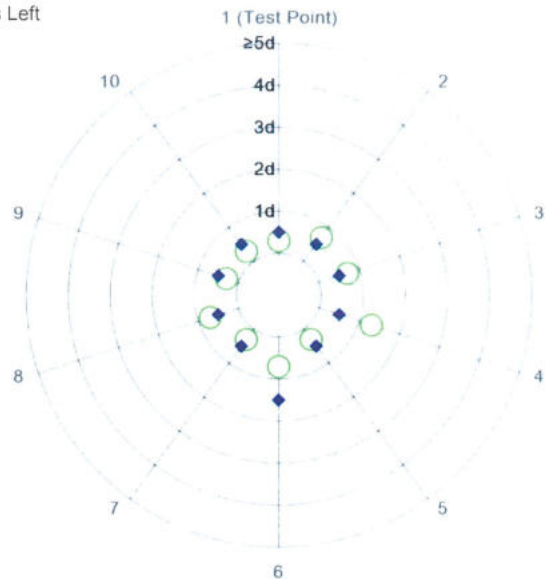
Repeatability

Test Load: 100 g

	As Found	As Left
1	100.0005 g	99.9999 g
2	100.0004 g	100.0000 g
3	100.0004 g	99.9999 g
4	100.0006 g	100.0000 g
5	100.0005 g	99.9999 g
6	100.0004 g	99.9998 g
7	100.0005 g	100.0000 g
8	100.0004 g	100.0000 g
9	100.0005 g	100.0000 g
10	100.0005 g	100.0000 g

Standard Deviation	0.00007 g	0.00007 g
--------------------	-----------	-----------

○ As Found
◆ As Left



The "d" in the graph represents the readability of the range/interval in which the test was performed.

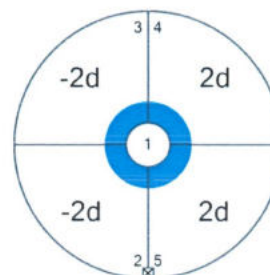
The results of this graph are based upon the absolute values of the differences from the mean value.

Eccentricity

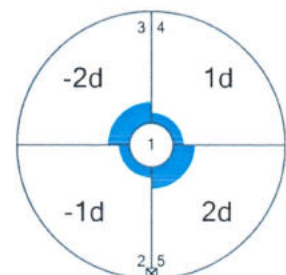
Test Load: 100 g

Position	As Found	As Left
1	100.0005 g	100.0000 g
2	100.0003 g	99.9999 g
3	100.0003 g	99.9998 g
4	100.0007 g	100.0001 g
5	100.0007 g	100.0002 g

Maximum Deviation	0.0002 g	0.0002 g
-------------------	----------	----------



As Found



As Left

The "d" in the graph represents the readability of the range/interval in which the test was performed.

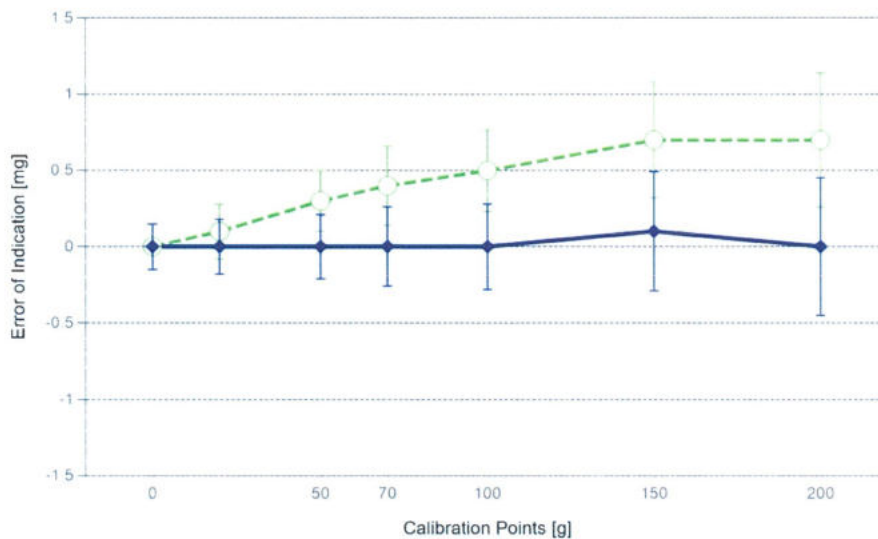
Error of Indication

As Found

	Reference Value	Indication	Error of Indication	Expanded Uncertainty	k
1	0.0000 g	0.0000 g	0.0000 g	0.15 mg	2
2	0.1000 g	0.1001 g	0.0001 g	0.16 mg	2
3	1.0000 g	0.9999 g	-0.0001 g	0.16 mg	2
4	5.0000 g	5.0000 g	0.0000 g	0.16 mg	2
5	10.0000 g	10.0001 g	0.0001 g	0.17 mg	2
6	20.0000 g	20.0001 g	0.0001 g	0.18 mg	2
7	50.0000 g	50.0003 g	0.0003 g	0.20 mg	2
8	70.0001 g	70.0005 g	0.0004 g	0.26 mg	2
9	100.0000 g	100.0005 g	0.0005 g	0.27 mg	2
10	150.0000 g	150.0007 g	0.0007 g	0.38 mg	2
11	200.0001 g	200.0008 g	0.0007 g	0.44 mg	2

As Left

	Reference Value	Indication	Error of Indication	Expanded Uncertainty	k
1	0.0000 g	0.0000 g	0.0000 g	0.15 mg	2
2	0.1000 g	0.1000 g	0.0000 g	0.16 mg	2
3	1.0000 g	0.9999 g	-0.0001 g	0.17 mg	2
4	5.0000 g	5.0000 g	0.0000 g	0.17 mg	2
5	10.0000 g	10.0000 g	0.0000 g	0.17 mg	2
6	20.0000 g	20.0000 g	0.0000 g	0.18 mg	2
7	50.0000 g	50.0000 g	0.0000 g	0.21 mg	2
8	70.0001 g	70.0001 g	0.0000 g	0.26 mg	2
9	100.0000 g	100.0000 g	0.0000 g	0.28 mg	2
10	150.0000 g	150.0001 g	0.0001 g	0.39 mg	2
11	200.0001 g	200.0001 g	0.0000 g	0.45 mg	2



○ As Found

◆ As Left

For improved legibility of the graphics only increasing measurement points are shown and measurement points close to zero are not displayed.

The uncertainty stated is the expanded uncertainty at calibration obtained by multiplying the standard combined uncertainty by the coverage factor k – which can be larger than 2 according to EURAMET cg-18. The value of the measurand lies within the assigned range of values with a probability of approximately 95%.

The user is responsible for maintaining environmental conditions and the settings of the weighing instrument when it was calibrated.

Test Equipment

All weights used for metrological testing are traceable to national or international standards. The weights were calibrated and certified by an accredited calibration laboratory.

Weight Set 1: OIML E2

Weight Set No.:	WS80	Date of Issue:	23-Feb-2022
Certificate Number:	C208581631	Calibration Due Date:	14-Aug-2023

Thermo Hygrometer

Equipment No.:	IN161	Date of Issue:	14-Jun-2021
Certificate Number:	21H1220	Calibration Due Date:	01-Jun-2022

Remarks

FACT adjustment functionality activated
Value of the built-in weight adjusted
Equipment condition: Good
Next calibration according to customer's procedure
Calibration data not decide by calibration laboratory
Test weight by Filter pan : 1 g = 1.0000 g, 3 g = 3.0000 g, 5 g = 5.0000 g

End of Accredited Section

The information below and any attachments to this calibration certificate are not part of the accredited calibration.

Measurement Uncertainty of the Weighing Instrument in Use

Stated is the expanded uncertainty with $k=2$ in use. The formula shall be used for the estimation of the uncertainty under consideration of the errors of indication. The value R represents the net load indication in the unit of measure of the device.

Temperature coefficient for the evaluation of the measurement uncertainty in use: $2.5 \cdot 10^{-6} / K$

Temperature range on site for the evaluation of the measurement uncertainty in use: 3 K

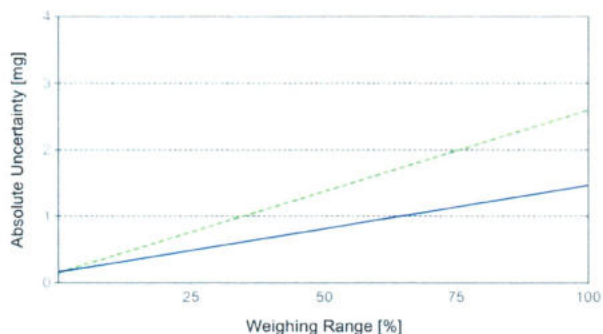
Linearization of Uncertainty Equation

Range			As Found	As Left
	d	Max		
1	0.0001 g	220 g	$U_1 = 0.16 \text{ mg} + 0.0111 \text{ mg/g} \cdot R$	$U_1 = 0.16 \text{ mg} + 0.00592 \text{ mg/g} \cdot R$

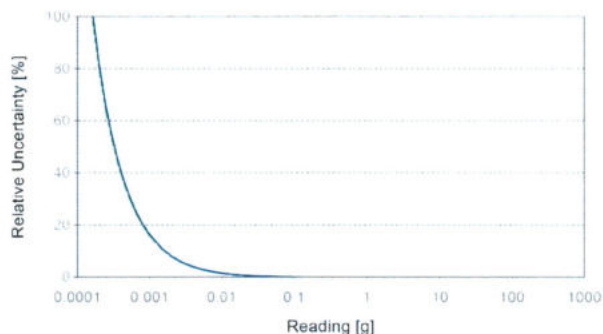
To optimize the stability of the linearization, besides of the zero load only increasing measurement points with a test load of 5% of the measurement range or larger are taken for the calculation of the linear equation.

Absolute and Relative Measurement Uncertainty in Use for Various Net Indications (Examples)

Net Indication	As Found		As Left	
0.0220 g	0.16 mg	0.73%	0.16 mg	0.73%
0.2200 g	0.16 mg	0.074%	0.16 mg	0.073%
2.2000 g	0.18 mg	0.0084%	0.17 mg	0.0079%
22.0000 g	0.40 mg	0.0018%	0.29 mg	0.0013%
220.0000 g	2.6 mg	0.0012%	1.5 mg	0.00066%



As Found



As Left

Mettler-Toledo (Thailand) Ltd.
846/4 - 846/5 Lasalle Rd., Bangna Tai Sub-District
Bangna District, Bangkok 10260
+66 2723 0382
MT-TH.ServiceSupport@mt.com



Accuracy Calibration Certificate

Customer

Company: United Analyst and Engineering Consultant Co., Ltd.
Address: 3 Soi Udom Suk 41, Sukhumvit Rd., Bang Chak
City: Phra Khanong Contact: Suwit Chotnok
Zip / Postal: 10260
State / Province: Bangkok
Order Number: 
* 0 3 3 2 4 2 3 9 0 6 *

Weighing Device

Manufacturer: Mettler Toledo Instrument Type: Weighing Instrument
Model: XP6 Asset Number: UAE.AIR.019/2556
Serial No.: B322373893 Terminal Model: PAT
Building: N/A Terminal Serial No.: B322373893
Floor: 2 Terminal Asset No.: N/A
Room: Balance Room 2 (206)

Range	Max. Capacity	Readability (d)
1	6.1 g	0.000001 g

Procedure

Calibration Guideline: EURAMET cg-18 v. 4.0 (11/2015)
METTLER TOLEDO Work Instruction: CP/W002/20

This calibration certificate contains measurements for As Found and As Left calibrations.

The sensitivity/span of the weighing instrument was adjusted before As Found and As Left calibrations with a built-in weight.

In accordance with EURAMET cg-18 (11/2015), the test loads were selected to reflect the specific use of the weighing device or to accommodate specific calibration conditions.

	Temperature		Humidity	
As Found	Start: 22.7 °C	End: 22.8 °C	Start: 54.2 %	End: 53.0 %
As Left	Start: 22.6 °C	End: 22.9 °C	Start: 52.0 %	End: 50.5 %

As Found Calibration Date: 07-Apr-2022
As Left Calibration Date: 07-Apr-2022
Issue Date: 08-Apr-2022

Calibrator:

Sirawit Chamchan

Approved Signatory:

- ☒ Kassakorn Tassanachaisakul
☐ Santi Jitniyom
☐ Surachet Sukkate

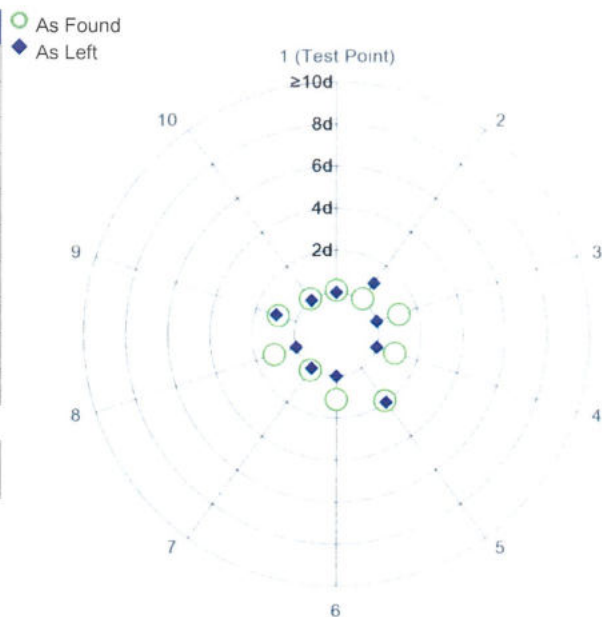
Measurement Results

Repeatability

Test Load: 2 g

	As Found	As Left
1	2.000007 g	2.000008 g
2	2.000007 g	2.000009 g
3	2.000008 g	2.000008 g
4	2.000006 g	2.000008 g
5	2.000005 g	2.000006 g
6	2.000008 g	2.000008 g
7	2.000007 g	2.000008 g
8	2.000008 g	2.000008 g
9	2.000006 g	2.000009 g
10	2.000007 g	2.000008 g

Standard Deviation	0.0000010 g	0.0000008 g
--------------------	-------------	-------------



The "d" in the graph represents the readability of the range/interval in which the test was performed.

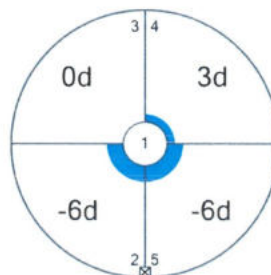
The results of this graph are based upon the absolute values of the differences from the mean value.

Eccentricity

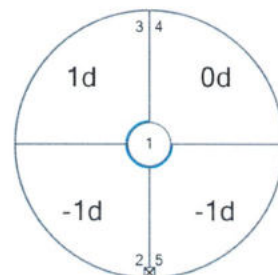
Test Load: 2 g

Position	As Found	As Left
1	2.000008 g	2.000008 g
2	2.000002 g	2.000007 g
3	2.000008 g	2.000009 g
4	2.000011 g	2.000008 g
5	2.000002 g	2.000007 g

Maximum Deviation	0.000006 g	0.000001 g
-------------------	------------	------------



As Found



As Left

The "d" in the graph represents the readability of the range/interval in which the test was performed.

Error of Indication

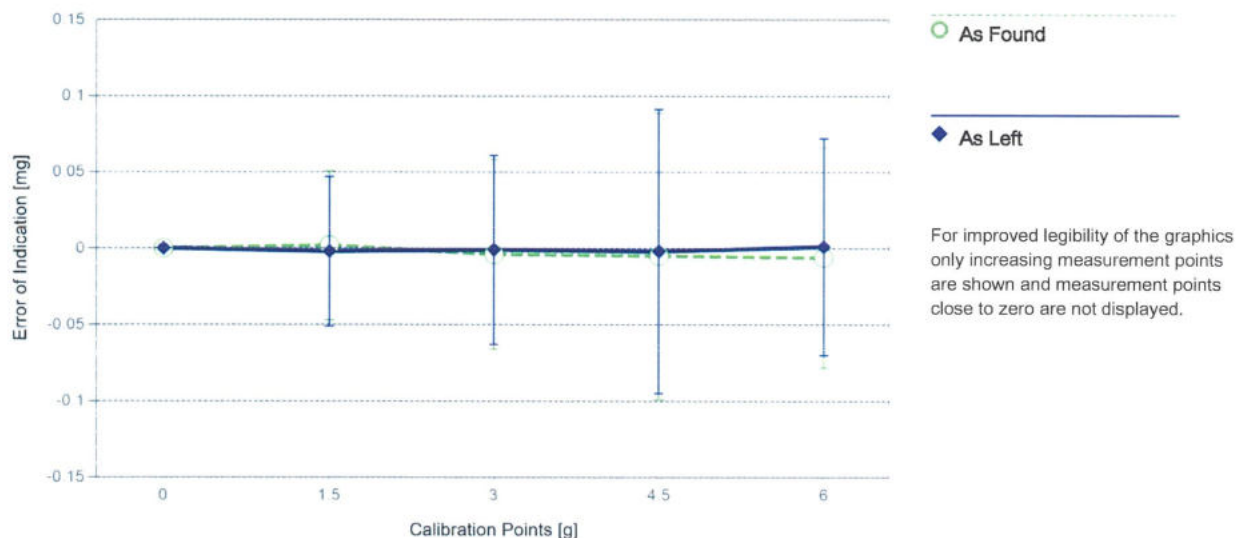
As Found

	Reference Value	Indication	Error of Indication	Expanded Uncertainty	k
1 [*]	0.000000 g	0.000000 g	0.000000 g	0.0054 mg	2
2	0.010004 g	0.010005 g	0.000001 g	0.0074 mg	2
3 [*]	0.050005 g	0.050003 g	-0.000002 g	0.011 mg	2
4 [*]	0.100007 g	0.100007 g	0.000000 g	0.015 mg	2
5	0.150012 g	0.150011 g	-0.000001 g	0.025 mg	2
6	0.170013 g	0.170011 g	-0.000002 g	0.034 mg	2
7 [*]	0.200011 g	0.200009 g	-0.000002 g	0.018 mg	2
8	1.500023 g	1.500025 g	0.000002 g	0.049 mg	2
9	3.000021 g	3.000017 g	-0.000004 g	0.062 mg	2
10	4.500031 g	4.500026 g	-0.000005 g	0.094 mg	2
11	6.000026 g	6.000020 g	-0.000006 g	0.072 mg	2

As Left

	Reference Value	Indication	Error of Indication	Expanded Uncertainty	k
1 [*]	0.000000 g	0.000000 g	0.000000 g	0.0054 mg	2
2	0.010004 g	0.010005 g	0.000001 g	0.0073 mg	2
3 [*]	0.050005 g	0.050005 g	0.000000 g	0.011 mg	2
4 [*]	0.100007 g	0.100007 g	0.000000 g	0.015 mg	2
5	0.150012 g	0.150011 g	-0.000001 g	0.025 mg	2
6	0.170013 g	0.170013 g	0.000000 g	0.034 mg	2
7 [*]	0.200011 g	0.200010 g	-0.000001 g	0.018 mg	2
8	1.500023 g	1.500021 g	-0.000002 g	0.049 mg	2
9	3.000021 g	3.000020 g	-0.000001 g	0.062 mg	2
10	4.500031 g	4.500029 g	-0.000002 g	0.093 mg	2
11	6.000026 g	6.000027 g	0.000001 g	0.071 mg	2

*The calculated uncertainty was replaced by the CMC (Calibration and Measurement Capabilities) value because the calculated uncertainty was smaller than the CMC value.



The uncertainty stated is the expanded uncertainty at calibration obtained by multiplying the standard combined uncertainty by the coverage factor k – which can be larger than 2 according to EURAMET cg-18. The value of the measurand lies within the assigned range of values with a probability of approximately 95%.

The user is responsible for maintaining environmental conditions and the settings of the weighing instrument when it was calibrated.

Test Equipment

All weights used for metrological testing are traceable to national or international standards. The weights were calibrated and certified by an accredited calibration laboratory.

Weight Set 1: OIML E2

Weight Set No.:	WS80	Date of Issue:	23-Feb-2022
Certificate Number:	C208581631	Calibration Due Date:	14-Aug-2023

Thermo Hygrometer

Equipment No.:	IN161	Date of Issue:	14-Jun-2021
Certificate Number:	21H1220	Calibration Due Date:	01-Jun-2022

Remarks

FACT adjustment functionality activated
Value of the built-in weight adjusted
Equipment condition: Good
Next calibration according to customer's procedure
Calibration data not decide by calibration laboratory
Test weight by filter : 0.050005 g = 0.050004 g, 0.150012 g = 0.150011 g

End of Accredited Section

The information below and any attachments to this calibration certificate are not part of the accredited calibration.

Measurement Uncertainty of the Weighing Instrument in Use

Stated is the expanded uncertainty with $k=2$ in use. The formula shall be used for the estimation of the uncertainty under consideration of the errors of indication. The value R represents the net load indication in the unit of measure of the device.

Temperature coefficient for the evaluation of the measurement uncertainty in use: $1.0 \cdot 10^{-6} / K$

Temperature range on site for the evaluation of the measurement uncertainty in use: 3 K

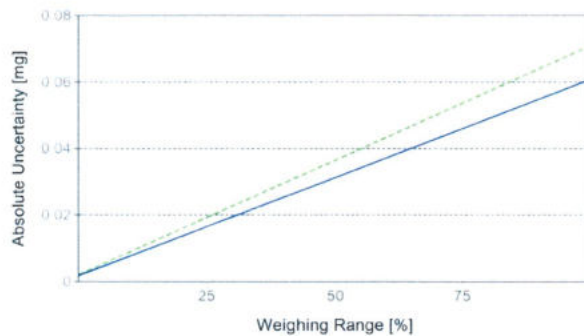
Linearization of Uncertainty Equation

Range			As Found	As Left
	d	Max		
1	0.000001 g	6.1 g	$U_1 = 0.0021 \text{ mg} + 0.0113 \text{ mg/g} \cdot R$	$U_1 = 0.0018 \text{ mg} + 0.00966 \text{ mg/g} \cdot R$

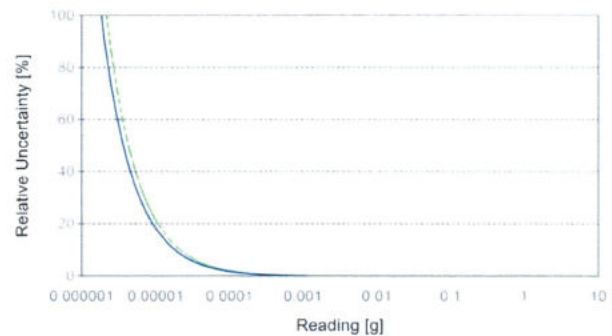
To optimize the stability of the linearization, besides of the zero load only increasing measurement points with a test load of 5% of the measurement range or larger are taken for the calculation of the linear equation.

Absolute and Relative Measurement Uncertainty in Use for Various Net Indications (Examples)

Net Indication	As Found		As Left	
0.000610 g	0.0021 mg	0.35%	0.0018 mg	0.30%
0.006100 g	0.0022 mg	0.036%	0.0019 mg	0.030%
0.061000 g	0.0028 mg	0.0046%	0.0024 mg	0.0039%
0.610000 g	0.0090 mg	0.0015%	0.0077 mg	0.0013%
6.100000 g	0.071 mg	0.0012%	0.061 mg	0.00100%



As Found



As Left

Calibration Certificate

Certificate No.: 2201793-001-01
Client name: UNITED ANALYST AND ENGINEERING CONSULTANT CO.,LTD.
Address: 3 Soi Udomsuk 41, Sukhumvit Road,
Bangchack, Prakhonong, Bangkok 10260

Page 1 of 5

Equipment: pH Meter
Manufacturer: METTLER TOLEDO
Model: SevenEasy pH
Serial No.: 1231155210
ID No.: UAE.WAT.010/2553
Order No.: 2201793
Operation No.: 2201793-001
Date of Receipt: 21 February 2022
Date of Calibration: 1 March 2022

Calibrated by Mr.Pheraphat Tuanjit
Scientist

Approved by 
(Mr.Nuttapol Niyomchart) (for)
Specialist, Division of Calibration Laboratory
Responsible for the Technical Management Team

Date of Issue: 1 March 2022

The uncertainties are for a confidence probability of approximately 95%.

This Certificate is issued in accordance with the conditions of accreditation granted by the Thai Laboratory Accreditation Scheme which has assessed the measurement capability of the laboratory and its traceability to recognized national standards and to the units of measurement realized at the corresponding national standards laboratory. This certificate may not be reproduced other than in full except with the prior written approval of the National Food Institute.

Calibration Report

Certificate No.: 2201793-001-01

Equipment: pH Meter **Resolution:** 0.01 pH ; 1 mV
Manufacturer: METTLER TOLEDO **Model:** SevenEasy pH
Serial No.: 1231155210 **Type:** Bench top
ID No.: UAE.WAT.010/2553

Date of Calibration: 1 March 2022

Page 2 of 5

Location: Chemical Calibration Laboratory, NATIONAL FOOD INSTITUTE

Environment Condition: **Ambient Temperature:** (23.5 ± 1.5) °C **Relative Humidity:** (53 ± 5) %

Condition of Equipment: Good Condition

Condition of this Results of Calibration

1. Calibration Method In house method : W-CC-002 based on direct measurement by using standard voltage calibrator and certified reference material (CRM)

2. Reference Standards / Certified Reference Material

<u>Instruments</u>	<u>Serial / ID No.</u>	<u>Manufacturer</u>	<u>Certificate No.</u>	<u>Due Date</u>
2.1 DC Voltage Calibrator	2709007	Fluke	SCL-21F-0687	24 June 2022
2.2 Digital Thermometer	2709007	Fluke	CC-640599-01	30 October 2022
2.3 Thermo-Hygro Meter	NFI.BTH004/18	PONPE	QR22-0195	27 January 2023

<u>Certified Reference Material</u>	<u>Lot. No.</u>	<u>Manufacturer</u>	<u>Ref N</u>	<u>Expire Date</u>
2.4 pH buffer 4.008 (Primary pH buffer Solution)	741339	CPAchem	PH216.L5	19 April 2023
2.5 pH buffer 6.865 (Primary pH buffer Solution)	741340	CPAchem	PH217.L5	19 April 2023
2.6 pH buffer 10.01 (Primary pH buffer Solution)	741342	CPAchem	PH220.L5	19 April 2022
2.7 pH buffer 7.00 (Standard pH buffer Solution)	735836	CPAchem	PH107.L5	16 March 2022

3. This certification is traceable to The International System of Unit (SI Unit)

3.1 Instruments No.2.1	through	NSC-TISI-TIS 17025 Laboratory Accreditation of Calibration No.0075
3.2 Instruments No.2.2	through	NSC-TISI-TIS 17025 Laboratory Accreditation of Calibration No.0061
3.3 Instruments No.2.3	through	NSC-TISI-TIS 17025 Laboratory Accreditation of Calibration No.0292
3.4 Certified Reference Material No. 2.4 to 2.6	traceable to	Primary measurement method- Harned cell using calibrated thermometer, barometer, and nanovoltmeter. The Standard Solution preparation and certified by CPAchem Ltd is accredited to ISO 17034 and ISO/IEC 17025
3.5 Certified Reference Material No. 2.7	traceable to	BIM RefN HI-7 LotN 30.04.2020; BIM RefN HI-9 LotN 28.05.2020; BIM RefN HI-8 LotN 30.04.2020; BIM RefN HI-10 LotN 28.05.2020. The Standard Solution preparation and certified by CPAchem Ltd is accredited to ISO 17034 and ISO/IEC 17025

4. This certificate was certified only for the instrument we calibrated.

5. This result of calibration was found accurate as shown on date and place of calibration only.

P. Jongsamrit
1 March 2022

Calibration Report

Certificate No.: 2201793-001-01

Equipment:

pH Meter

Resolution: 0.01 pH ; 1 mV

Manufacturer: METTLER TOLEDO

Model: SevenEasy pH

Serial No.: 1231155210

Type: Bench top

ID No.: UAE.WAT.010/2553

Date of Calibration: 1 March 2022

Page 3 of 5

Calibration Results:

1. Calibration of pH Meter

(Manual Temperature Compensation at 25 °C)

Nominal pH	DC Voltage Standard (mV)	Average Indicator Reading		Uncertainty (±mV)	Coverage Factor (k)
		mV	pH		
0.00	414.117	414	0.00	0.58	2.00
2.00	295.811	296	2.00	0.58	2.00
4.00	177.462	178	4.00	0.58	2.00
6.00	59.159	59	6.00	0.58	2.00
7.00	-0.001	0	7.00	0.58	2.00
8.00	-59.159	-59	8.00	0.58	2.00
10.00	-177.463	-177	10.00	0.58	2.00
12.00	-295.812	-296	12.00	0.58	2.00
14.00	-414.119	-414	14.00	0.58	2.00

2. Calibration of pH Meter with Electrode

(Manual Temperature Compensation at 25 °C)

Equipment: pH Electrode

Type: Combined Electrode

Manufacturer: METTLER TOLEDO

Model: InLabSolids

Serial No.: 1156882

ID.No. N/A

Performance of Electrode system

(Three-Point Calibration at pH4, pH7 and pH10)

Certified Value @25 °C (pH)	Average Indicator Reading		Relative Slope (%)	Uncertainty (± pH)	Coverage Factor (k)
	pH	mV			
4.008	4.00	180	96.25	0.0076	2.00
6.866	6.88	16	-	0.0079	2.00
10.012	10.01	-162	96.13	0.0094	2.00
6.985	7.00	9	-	0.0097	2.00

P. Jenghant
1 March 2022

เอกสารไม่ควบคุม

Calibration Report

Certificate No.: 2201793-001-01

Equipment: Digital Thermometer with RTD (pH Meter)

Resolution: 0.1 °C Model: SevenEasy pH

Serial No.: 1231155210 ID No.: UAE.WAT.010/2553

Manufacturer: METTLER TOLEDO

Date of Calibration: 1 March 2022

Page 4 of 5

Location: Chemical Calibration Laboratory, NATIONAL FOOD INSTITUTE

Environment Condition:

Ambient Temperature 24 °C ± 1 °C

Relative Humidity 53 % ± 2 %

Condition of this results of Calibration:

1. Calibration Method :
 - In house method: W-TE-025 by comparison with standard thermometer.
 - The Calibration is determined by comparing with a known temperature from a standard resistance thermometer.
 - The temperature scale in use at this laboratory is the International Temperature scale of 1990 (ITS-90).

2. Reference Standard Instrument :

Instrument	Model	Serial No.	Certificate No.	Due Date	Through
HANDHELD THERMOMETER	1523	2118154	PSL-T 0851/64	03-Jun-22	TISTR
Platinum Resistance Thermometer (PRT)	5627A	877332			

Support Equipment : - Low Temperature Bath (ISOCAL-6), Model: Europa-6 Plus Basic, S/N: 341592/2

3. This certificate is traceable to International System of Units (SI Units).
4. This certificate was certified only for the instrument we calibrated.
5. This result of calibration was found accurate as shown on date and place of calibration only.

6. Condition of Calibrated item :

Good

7. Result of Calibration :

☒

Without adjustment

☐

After adjustment

P. Jaenghanlitt
1 March 2022

Calibration Report

Certificate No.: 2201793-001-01

Equipment: Digital Thermometer with RTD (pH Meter)

Resolution: 0.1 °C Model: SevenEasy pH

Serial No.: 1231155210 ID No.: UAE.WAT.010/2553

Manufacturer: METTLER TOLEDO

Date of Calibration: 1 March 2022

Page 5 of 5

Calibration point: 15.0, 25.0 and 35.0 °C

Calibration result:

- The probe was immersed in liquid bath or dry bath to a minimum depth of 100 mm.
- Description of probe, model : N/A S/N : N/A
- Dimension of probe : Diameter 4 mm., Length 100 mm.,
- Sheath material : Stainless Steel

UUC* Reading (°C)	Standard Temperature (°C)	Correction Value (°C)	Uncertainty ± (°C)
15.1	15.006	-0.1	0.099
25.1	25.004	-0.1	0.099
35.1	35.003	-0.1	0.099

P. Jongsomjit
1 March 2022

Note

- UUC* : Unit Under Calibration

The report uncertainty of measurement was based on standard uncertainty multiplied by coverage factor k= 2, providing a level of confidence of approximately 95 %.

----- End -----

Calibration Certificate

Certificate No.: 2202093-001-01
Client name: UNITED ANALYST AND ENGINEERING CONSULTANT CO.,LTD.
Address: 3 Soi Udomsuk 41, Sukhumvit Road,
Bangchack, Prakhnong, Bangkok 10260

Page 1 of 5

Equipment: pH Meter
Manufacturer: METTLER TOLEDO
Model: SevenEasy pH
Serial No.: 1230525212
ID No.: UAE.WAS.003/2553
Order No.: 2202093
Operation No.: 2202093-001
Date of Receipt: 11 March 2022
Date of Calibration: 16 March 2022

Calibrated by Mr.Manas Somsak
Specialist

Approved by 
(Mr.Pheraphat Tuanjit)

Manager, Division of Calibration Laboratory

Date of Issue: 21 March 2022

Responsible for the Technical Management Team

The uncertainties are for a confidence probability of approximately 95%.

This Certificate is issued in accordance with the conditions of accreditation granted by the Thai Laboratory Accreditation Scheme which has assessed the measurement capability of the laboratory and its traceability to recognized national standards and to the units of measurement realized at the corresponding national standards laboratory. This certificate may not be reproduced other than in full except with the prior written approval of the National Food Institute.

Calibration Report

Certificate No.: 2202093-001-01

Equipment: pH Meter **Resolution:** 0.01 pH ; 1 mV
Manufacturer: METTLER TOLEDO **Model:** SevenEasy pH
Serial No.: 1230525212 **Type:** Bench top
ID No.: UAE.WAS.003/2553

Date of Calibration: 16 March 2022

Page 2 of 5

Location: Chemical Calibration Laboratory, National Food Institute.

Environment Condition: **Ambient Temperature:** (23.0 ± 1.5) °C **Relative Humidity:** (49.5 ± 5) %

Condition of Equipment: Good Condition

Condition of this Results of Calibration

1. Calibration Method In house method : W-CC-002 based on direct measurement by using standard voltage calibrator and certified reference material (CRM)

2. Reference Standards / Certified Reference Material

<u>Instruments</u>	<u>Serial / ID No.</u>	<u>Manufacturer</u>	<u>Certificate No.</u>	<u>Due Date</u>
2.1 DC Voltage Calibrator	2709007	Fluke	SCL-21F-0687	24 June 2022
2.2 Digital Thermometer	2709007	Fluke	CC-640599-01	30 October 2022
2.3 Thermo-Hygro Meter	สอ.พล.BTH 005/58	PONPE	QR21-2787	15 November 2022

<u>Certified Reference Material</u>	<u>Lot. No.</u>	<u>Manufacturer</u>	<u>Ref N</u>	<u>Expire Date</u>
2.4 pH buffer 4.008 (Primary pH buffer Solution)	780012	CPAchem	PH216.L5	21 November 2023
2.5 pH buffer 6.865 (Primary pH buffer Solution)	780013	CPAchem	PH217.L5	21 November 2023
2.6 pH buffer 10.01 (Primary pH buffer Solution)	780015	CPAchem	PH220.L5	21 November 2022
2.7 pH buffer 7.00 (Standard pH buffer Solution)	776840	CPAchem	PH107.L5	8 November 2022

3. This certification is traceable to The International System of Unit (SI Unit)

3.1 Instruments No.2.1	through	NSC-TISI-TIS 17025 Laboratory Accreditation of Calibration No.0075
3.2 Instruments No.2.2	through	NSC-TISI-TIS 17025 Laboratory Accreditation of Calibration No.0061
3.3 Instruments No.2.3	through	NSC-TISI-TIS 17025 Laboratory Accreditation of Calibration No.0292
3.4 Certified Reference Material No. 2.4 to 2.6	traceable to	Primary measurement method- Harned cell using calibrated thermometer, barometer, and nanovoltmeter. The Standard Solution preparation and certified by CPAchem Ltd is accredited to ISO 17034 and ISO/IEC 17025
3.5 Certified Reference Material No. 2.7	traceable to	BIM RefN HI-7 LotN 30.04.2020; BIM RefN HI-9 LotN 28.05.2020; BIM RefN HI-8 LotN 30.04.2020; BIM RefN HI-10 LotN 28.05.2020. The Standard Solution preparation and certified by CPAchem Ltd is accredited to ISO 17034 and ISO/IEC 17025

4. This certificate was certified only for the instrument we calibrated.

5. This result of calibration was found accurate as shown on date and place of calibration only.

Calibration Report

Certificate No.: 2202093-001-01

Equipment:

pH Meter

Resolution: 0.01 pH ; 1 mV

Manufacturer: METTLER TOLEDO

Model: SevenEasy pH

Serial No.: 1230525212

Type: Bench top

ID No.: UAE.WAS.003/2553

Date of Calibration: 16 March 2022

Page 3 of 5

Calibration Results:

1. Calibration of pH Meter

(Manual Temperature Compensation at 25 °C)

Nominal pH	DC Voltage Standard (mV)	Average Indicator Reading		Uncertainty (±mV)	Coverage Factor (k)
		mV	pH		
0	414.117	414	0.00	0.58	2.00
2	295.811	296	2.00	0.58	2.00
4	177.462	178	4.00	0.58	2.00
6	59.159	59	6.00	0.58	2.00
7	-0.001	0	7.00	0.58	2.00
8	-59.159	-59	8.00	0.58	2.00
10	-177.463	-177	10.00	0.58	2.00
12	-295.812	-296	12.00	0.58	2.00
14	-414.119	-414	14.00	0.58	2.00

2. Calibration of pH Meter with Electrode (Manual Temperature Compensation at 25 °C)

Equipment: pH Electrode

Type: Combined Electrode

Manufacturer: METTLER TOLEDO

Model: InLab Solids

Serial No.: 9453943

ID.No. N/A

Performance of Electrode system

(Three-Point Calibration at pH4, pH7 and pH10)

Certified Value @25 °C (pH)	Average Indicator Reading		Relative Slope (%)	Uncertainty (± pH)	Coverage Factor (k)
	pH	mV			
4.008	4.01	172	98.1	0.0071	2.00
6.866	6.87	6	-	0.0074	2.00
10.015	10.01	-175	97.4	0.0090	2.00
6.983	6.98	-3	-	0.0092	2.00

เอกสารไม่ควบคุม

Calibration Report

Certificate No.: 2202093-001-01

Equipment: Digital Thermometer with RTD (pH Meter)

Resolution: 0.1 °C Model: SevenEasy pH

Serial No.: 1230525212 ID No.: UAE.WAS.003/2553

Manufacturer: METTLER TOLEDO

Date of Calibration: 16 March 2022

Page 4 of 5

Location: Chemical Calibration Laboratory, National Food Institute.

Environment Condition: Ambient Temperature (23.0 ± 1.0) °C
Relative Humidity (50 ± 4) %

Condition of this results of Calibration:

- Calibration Method :
 - In house method: W-TE-025 by comparison with standard thermometer.
 - The Calibration is determined by comparing with a known temperature from a standard resistance thermometer.
 - The temperature scale in use at this laboratory is the International Temperature scale of 1990 (ITS-90).

2. Reference Standard Instrument :

Instrument	Model	Serial No.	Certificate No.	Due Date	Through
HANDHELD THERMOMETER	1523	2118154	PSL-T 0851/64	24-Jun-22	TISTR
Platinum Resistance Thermometer (PRT)	5627A	877332			

Support Equipment : - Low Temperature Bath (ISOCAL-6), Model: Europa-6 Plus Basic, S/N: 341592/2

- This certificate is traceable to International System of Units (SI Units).
- This certificate was certified only for the instrument we calibrated.
- This result of calibration was found accurate as shown on date and place of calibration only.

6. Condition of Calibrated item :

Good

7. Result of Calibration :

☒

Without adjustment

☐

After adjustment



Calibration Report

Certificate No.: 2202093-001-01

Equipment: Digital Thermometer with RTD (pH Meter)

Resolution: 0.1 °C **Model:** SevenEasy pH

Serial No.: 1230525212 **ID No.:** UAE.WAS.003/2553

Manufacturer: METTLER TOLEDO

Date of Calibration: 16 March 2022

Page 5 of 5

Calibration point: 15.0, 25.0 and 35.0 °C

Calibration result:

- The probe was immersed in liquid bath or dry bath to a minimum depth of 120 mm.
- Description of probe, model : N/A S/N : N/A
- Dimension of probe : Diameter 3.5 mm., Length 135 mm.,
- Sheath material : Stainless Steel

UUC* Reading (°C)	Standard Temperature (°C)	Correction Value (°C)	Uncertainty ± (°C)
15.2	15.001	-0.2	0.099
25.2	25.002	-0.2	0.099
35.2	35.002	-0.2	0.099

Note - UUC* : Unit Under Calibration

The report uncertainty of measurement was based on standard uncertainty multiplied by coverage factor $k = 2$, providing a level of confidence of approximately 95 %.

----- End -----





TECHNOLOGY PROMOTION ASSOCIATION (THAILAND-JAPAN)
CORPORATE SERVICES 3: EQUIPMENT CALIBRATION AND TESTING SERVICES
534/4 PATTANAKARN ROAD SOI 18, SUANLUANG, SUANLUANG BANGKOK 10250
TEL. 0-2717-3000-27 FAX. 0-2719-9484



Cert.No.: 21CH1607

Page.: 1 of 3

Certificate of Calibration

Equipment : pH Meter
Manufacturer : Horiba
Model : LAQUA-PH210
Serial No. : HA1F0002
ID No. : UAE.EFM.200/2564(EFM.pH.08/64)
Condition As-Received: Used Item
Received Date : 18 November 2021
Calibration Date : 19 November 2021
Reference : 2111-0736WSC-1
Submitted by : United Analyst and Engineering Consultant Co.,Ltd.
3 Soi Udomsuk 41, Sukhumvit Road,
Bangchak, Phrakhanong, Bangkok 10260
Ambient Temperature : (25 ± 2.5) °C
Relative Humidity : (50 ± 15) %
Calibration Procedure : In - house method :
- CP-CH5 by direct measurement with standard
voltage calibrator and direct measurement with
certified reference material (CRM)
- CP-CH8 by comparison with standard thermometer

Calibrated by : Warakorn Lernagtrakul

Approved by :

Malee

Approved Signatory

- (✓) Malee Butkruea
() Saithip Meangmai
() Warakorn Lernagtrakul

Issue Date : 25 November 2021

The Uncertainties are for a confidence probability of approximately 95%

This certificate may not be reproduced other than in full, except with the prior written
Approval of the head of Corporate Services 3 : Equipment Calibration and Testing Services.

เอกสารไม่ควบคุม



Cert.No.: 21CH1607

Page.: 2 of 3

Condition of this calibration result

1. Reference Standard Instrument : -

<u>Instrument</u>	<u>Serial No.</u>	<u>ID No.</u>	<u>Cert. No.</u>	<u>Due Date</u>
1) Document Process Calibrator	54030049	130RC116	21E2682	25 Aug 2022
2) Ref. Standard Thermometer	4982054	110RC044	21I1201	26 Oct 2022

This certification is traceable to the International System of Unit maintained at:-

- Traceable to National Institute of Metrology (Thailand), NIMT

2. Certified Reference Materials : The measurement results are traceable to SI through CPA chem Ltd.,
ANSI-ASQ National Accreditation Board, Accredited No. AR-1835

<u>Buffer Solution</u>	<u>Manufacturer</u>	<u>Lot No.</u>	<u>Exp. date</u>
pH 4.008	CPA chem	761016	02 Aug 2023
pH 6.982	CPA chem	761017	02 Aug 2022
pH 10.015	CPA chem	761018	02 Aug 2022

3. This certificate is valid only to the item calibrated on date and place of calibration.

Calibration Results

Function : mV Measurement

Performing standard curve by Fluke at pH (4,7)(7,10)

Unit Under Calibration	Nominal Value	Standard Voltage Input	Actual Reading		Uncertainty of Measurement (±mV)	Coverage factor <i>k</i>
	pH	mV	mV	pH		
pH Meter S/N.: HA1F0002	4.00	177.48	177.4	4.01	0.058	2.00
	7.00	0.00	-0.2	7.02	0.058	2.00
	7.00	0.00	-0.2	7.02	0.058	2.00
	10.00	-177.48	-177.6	10.01	0.058	2.00

เอกสารไม่ควบคุม



Cert.No.: 21CH1607

Page.: 3 of 3

Calibration Results**Function : pH Measurement**

Performing three buffers standard curve by using buffer nominal pH (4,7)(7,10)

Unit Under Calibration	Standard pH Buffer Solution	Actual pH Reading	Actual mV Reading (mV)	Uncertainty of pH measurement (\pm)	Coverage factor k
pH Electrode S/N.: 991E0471	4.008	4.01	172	0.0071	2.00
	6.982	6.98	-4	0.011	2.00
	6.982	6.98	-4	0.011	2.00
	10.015	10.01	-181	0.011	2.05

Function : Temperature Measurement**(*) Without adjustment**

This equipment was connected with Temperature Probe;

- Model : 9652
- Serial No. : 991E0471

Dimension of probe;

- Length : 103 mm.
- Diameter : 16 mm.
- Immersion Depth : 90 mm.

Calibration Point ($^{\circ}\text{C}$)	Standard Temperature ($^{\circ}\text{C}$)	UUC* Reading ($^{\circ}\text{C}$)	Error ($^{\circ}\text{C}$)	Uncertainty of measurement (\pm $^{\circ}\text{C}$)	Coverage factor k
25.0	25.002	25.0	-0.002	0.13	2.00
30.0	30.004	30.0	-0.004	0.13	2.00
35.0	35.003	35.0	-0.003	0.13	2.00

Remark : - UUC* = Unit Under Calibration

The reported uncertainty of measurement was based on a standard uncertainty multiplied by a coverage factor k , providing a level of confidence of approximately 95 %.

-o0o-

เอกสารไม่ควบคุม



TECHNOLOGY PROMOTION ASSOCIATION (THAILAND-JAPAN)
CORPORATE SERVICES 3: EQUIPMENT CALIBRATION AND TESTING SERVICES
534/4 PATTANAKARN ROAD SOI 18, SUANLUANG, SUANLUANG BANGKOK 10250
TEL. 0-2717-3000-27 FAX. 0-2719-9484



Cert.No.: 21CH1621

Page.: 1 of 3

Certificate of Calibration

Equipment : Conductivity Meter
Manufacturer : Horiba
Model : LAQUA-EC210
Serial No. : HC0J0014
ID No. : UAE.EFM.205/2564(EFM.SCT.10/64)
Condition As-Received: Used Item
Received Date : 18 November 2021
Calibration Date : 23 November 2021
Reference : 2111-0736WSC-6
Submitted by : United Analyst and Engineering Consultant Co.,Ltd.
3 Soi Udomsuk 41, Sukhumvit Road, Bangchak,
Phrakhanong, Bangkok 10260
Ambient Temperature : $(25 \pm 2.5) ^\circ\text{C}$
Relative Humidity : $(50 \pm 15) \%$
Calibration Procedure: In -house method :
- CP-CH6 by direct measurement
with certified reference material (CRM)
- CP-CH8 by comparison with standard thermometer
Calibrated by : Walalak Sirithean

Approved by :

Malee

Approved Signatory

- (☒) Malee Butkruea
(☐) Saithip Meangmai
(☐) Warakorn Lerngagtrakul

Issue Date : 25 November 2021

The Uncertainties are for a confidence probability of approximately 95%

This certificate may not be reproduced other than in full, except with the prior written
Approval of the head of Corporate Services 3 : Equipment Calibration and Testing Services.

เอกสารไม่ควบคุม



Cert.No.: 21CH1621

Page.: 2 of 3

Condition of this result of calibration

1. Reference Standard Instrument :-

<u>Instrument</u>	<u>Serial No.</u>	<u>ID No.</u>	<u>Certificate No.</u>	<u>Due date</u>
1) Thermometer	9549224	130RC003	21I451	15 Apr 2022
2) Ref. Std. Thermometer	4982054	110RC044	21I1201	26 Oct 2022

This certification is traceable to the International System of Unit maintained at:-

- Traceable to National Institute of Metrology (Thailand), NIMT

2. Certified Reference Materials :-

- Conductivity calibration solution, CPA chem Ltd., The measurement results are traceable to SI through CPA chem Ltd., ANSI-ASQ National Accreditation Board, Accredited No. AR-1835

<u>Conductivity Solution</u>	<u>Manufacturer</u>	<u>Lot No.</u>	<u>Exp. date</u>
1413.0 $\mu\text{S/cm}$	CPA Chem	761021	02 Aug 2022
12.8806 mS/cm	CPA Chem	754037	28 June 2022

- Control Conductivity calibration solution temperature by Water bath (25 ± 0.1) $^{\circ}\text{C}$

3. This certificate is valid only to the item calibrated on date and place of calibration.

Calibration results

Function : Conductivity Measurement

(*) After Adjustment at 1413.0 $\mu\text{S/cm}$

Conductivity Electrode Serial No.: 9B0H0061

Standard Conductivity Solution	Before Adjustment UUC* Reading	After Adjustment UUC* Reading	Uncertainty of Measurement (\pm)	Coverage factor k
1413.0 $\mu\text{S/cm}$	1312 $\mu\text{S/cm}$	1412 $\mu\text{S/cm}$	9.2 $\mu\text{S/cm}$	2.00
12.8806 mS/cm	11.67 mS/cm	12.79 mS/cm	0.086 mS/cm	2.00

Remark - UUC* = Unit Under Calibration

เอกสารไม่ควบคุม



Cert.No.: 21CH1621

Page.: 3 of 3

Calibration Results

Function : Temperature Measurement

(*) Without adjustment

This equipment was connected with Temperature Probe;

- Model : 9383
- Serial No. 9B0H0061

Dimension of probe;

- Length : 113 mm.
- Diameter : 10 mm.
- Immersion Depth : 90 mm.

Calibration Point (°C)	Standard Temperature (°C)	UUC* Reading (°C)	Error (°C)	Uncertainty of Measurement (± °C)	Coverage factor <i>k</i>
25.0	24.999	24.9	-0.099	0.13	2.00
30.0	29.999	29.9	-0.099	0.13	2.00
35.0	34.998	34.9	-0.098	0.13	2.00

Remark : - UUC* = Unit Under Calibration

The reported uncertainty of measurement was based on a standard uncertainty multiplied by a coverage factor *k*, providing a level of confidence of approximately 95 %.

-o0o-

เอกสารไม่ควบคุม



TECHNOLOGY PROMOTION ASSOCIATION (THAILAND-JAPAN)
CORPORATE SERVICES 3: EQUIPMENT CALIBRATION AND TESTING SERVICES
534/4 PATTANAKARN ROAD SOI 18, SUANLUANG, SUANLUANG BANGKOK 10250
TEL. 0-2717-3000-27 FAX. 0-2719-9484



Cert. No.: 22TM90

Page.: 1 of 3

Certificate of Calibration

Equipment : BOD Incubator

Manufacturer : Arco

Model : UC4-1320

Serial No. : 13URC4S013201

ID No. : UAE.WAO.015/2561

Submitted by : United Analyst and Engineering Consultant Co.,Ltd.
3 Soi Udomsuk 41, Sukhumvit Road,
Bangchak, Phrakhanong,
Bangkok 10260

Location : Lab Floor 2

Received Order : 17 February 2022

Calibration Date : 17 February 2022

Ambient Temperature : (26 ± 10) °C

Relative Humidity : (50 ± 30) %

Calibrated by : Kunchit Promprat

Approved by :

Approved Signatory

- (☒) Pornthippa Tameyakul
(☒) Malee Butkruea
(☐) Suwit Imjai

Issue Date : 22 February 2022

The Uncertainties are for a confidence probability of approximately 95%

This certificate may not be reproduced other than in full, except with the prior written
Approval of the head of Corporate Services 3 : Equipment Calibration and Testing Services.

เอกสารไม่ควบคุม
A 0038099



Equipment : BOD Incubator
Condition As-Received : Used Item
Reference : 2202-0446OC-1

Cert. No.: 22TM90

Page.: 2 of 3

Procedure Used :-

Calibration were conducted using calibration procedure CP-OT02 according to direct measurement method with Data Acquisition which connected with Resistance Temperature Detector (RTD).

The temperature scale used was based on ITS-90.

Condition of this result of calibration

1. Reference standard instrument:-

Instrument	Model	Serial No.	Cert. No.	Due Date
1) Data Acquisition	34970A	MY44035217	21LM30	23 Dec 2022

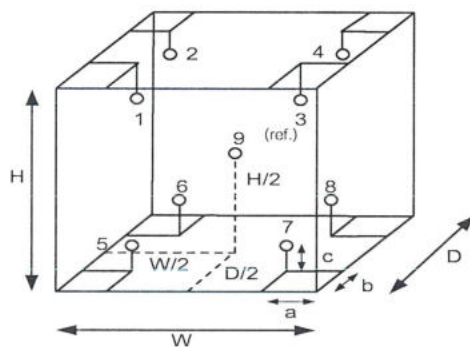
2. This certificate is valid only to the item calibrated on date and place of calibration.

3. This certification is traceable to the International System of Unit.

Result of Calibration :- (*) Without Adjustment

Function of UUC* : Temperature Source

Fresh air setting : Not Available



Environment during calibration		
	Beginning	Finished
Temp. (°C)	28	28
REL.Humid. (%)	68	75
AC Supply (Volt)	226	226

Probe Installation Details :

a = 10 cm
b = 10 cm
c = 10 cm

Dimension of Chamber :

D = 0.62 m
W = 1.2 m
H = 1.2 m
Capacity = 0.89 m³

Position :	Ref. Std. ID No.:
1	18-10RTD-01
2	18-10RTD-02
3	18-10RTD-03
4	18-10RTD-04
5	18-10RTD-05
6	22-10RTD-10
7	18-10RTD-07
8	18-10RTD-08
9 (ref.)	18-10RTD-09

Mlu.

เอกสารไม่ควบคุม
a 1096042



Equipment : BOD Incubator
Condition As-Received : Used Item
Reference : 2202-0446OC-1
Result of Calibration :- (*) Without Adjustment
Function of UUC* : Temperature Source
Fresh air setting : Not Available

Cert. No.: 22TM90

Page.: 3 of 3

Calibration Point (°C)	UUC* Setting (°C)	UUC* Reading (°C)	Temperature stability (± °C)	Temperature uniformity (°C)	Overall Variation (°C)	Uncertainty (± °C)	Coverage Factor <i>k</i>
20.0	19.5	19.4	0.30	0.58	1.0	0.55	2

Calibration Point (°C)	Measured Temperature (°C)								
	Position								
	1	2	3	4	5	6	7	8	9 (ref.)
20.0	20.154	20.013	20.356	19.939	19.834	19.761	19.817	19.824	19.922

Average* : The average of 30 values in each position.

Temperature stability : One-half of the greatest maximum difference of measured temperature at any one sensor.

Temperature uniformity : The maximum difference of measured temperatures at any sensors and the measured temperature at the reference location which are observed at the same time or at as close an observation time as possible to determine the temperature pattern or homogeneity within the chamber under steady-state conditions.

Overall Variation : The Difference of the maximum and minimum measured temperatures throughout observation.

UUC* : Unit Under Calibration

Note : The reported uncertainty of measurement was included stability and excluded uniformity .

The reported uncertainty of measurement was based on a standard uncertainty multiplied by a coverage factor *k*, providing a level of confidence of approximately 95 %.

-o0o-

Wala

เอกสารไม่ควบคุม
a 1096041



TECHNOLOGY PROMOTION ASSOCIATION (THAILAND-JAPAN)
CORPORATE SERVICES 3: EQUIPMENT CALIBRATION AND TESTING SERVICES
534/4 PATTANAKARN ROAD SOI 18, SUANLUANG, SUANLUANG BANGKOK 10250
TEL. 0-2717-3000-27 FAX. 0-2719-9484



Cert. No.: 22TM305

Page.: 1 of 3

Certificate of Calibration

Equipment : BOD Incubator

Manufacturer : ARCO

Model : UR-1320

Serial No. : -

ID No. : UAE.WAO.018/2551

Submitted by : United Analyst and Engineering Consultant Co.,Ltd.
3 Soi Udomsuk 41, Sukhumvit Road,
Bangchak, Phrakhanong,
Bangkok 10260

Location : Lab Floor 2

Received Order : 7 April 2022

Calibration Date : 7 April 2022

Ambient Temperature : (26 ± 10) °C

Relative Humidity : (50 ± 30) %

Calibrated by : Man Pattanapongpaiboon

Approved by :

Malu.

Approved Signatory

- (☒) Pornthippa Tameyakul
(☒) Malee Butkruea
(☐) Suwit Imjai

Issue Date : 18 April 2022

The Uncertainties are for a confidence probability of approximately 95%

This certificate may not be reproduced other than in full, except with the prior written
Approval of the head of Corporate Services 3 : Equipment Calibration and Testing Services.

เอกสารไม่ควบคุม

A 0040246



Equipment : BOD Incubator
Condition As-Received : Used Item
Reference : 2204-0015OC-2
Procedure Used :-

Cert. No.: 22TM305
Page.: 2 of 3

Calibration were conducted using calibration procedure CP-OT02 according to direct measurement method with Data Acquisition which connected with Resistance Temperature Detector (RTD).

The temperature scale used was based on ITS-90.

Condition of this result of calibration

1. Reference standard instrument:-

<u>Instrument</u>	<u>Model</u>	<u>Serial No.</u>	<u>Cert. No.</u>	<u>Due Date</u>
1) Data Acquisition	34970A	MY41021843	22LM4	10 Jan 2023

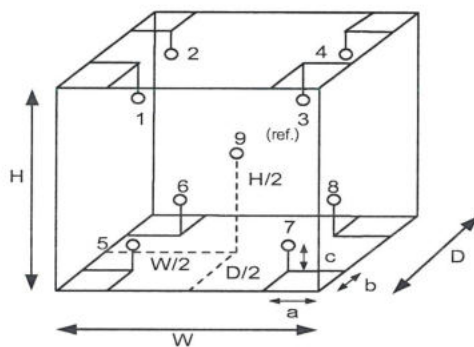
2. This certificate is valid only to the item calibrated on date and place of calibration.

3. This certification is traceable to the International System of Unit.

Result of Calibration :- (*) Without Adjustment

Function of UUC* : Temperature Source

Fresh air setting : Not Available



Environment during calibration		
	Beginning	Finished
Temp. (°C)	27	27
REL.Humid. (%)	56	59
AC Supply (Volt)	222	221

Probe Installation Details :

a = 10 cm
b = 10 cm
c = 10 cm

Dimension of Chamber :

D = 0.62 m
W = 1.2 m
H = 1.2 m
Capacity = 0.89 m³

Position :	Ref. Std. ID No.:
1	18-04RTD-01
2	18-04RTD-02
3	18-04RTD-03
4	18-04RTD-04
5	18-04RTD-05
6	18-04RTD-06
7	18-04RTD-07
8	18-04RTD-08
9 (ref.)	18-04RTD-09

เอกสารไม่ควบคุม

a 1104314



Equipment : BOD Incubator
Condition As-Received : Used Item
Reference : 2204-0015OC-2
Result of Calibration :- (*) Without Adjustment
Function of UUC* : Temperature Source
Fresh air setting : Not Available

Cert. No.: 22TM305

Page.: 3 of 3

Calibration Point (°C)	UUC* Setting (°C)	UUC* Reading (°C)	Temperature stability (± °C)	Temperature uniformity (°C)	Overall Variation (°C)	Uncertainty (± °C)	Coverage Factor <i>k</i>
20.0	20.0	20.0	0.50	0.44	1.1	0.64	2

Calibration Point (°C)	Measured Temperature (°C)								
	Position								
	1	2	3	4	5	6	7	8	9 (ref.)
20.0	20.080	20.056	19.866	19.826	19.655	19.656	19.819	19.979	19.899

Average* : The average of 30 values in each position.

Temperature stability : One-half of the greatest maximum difference of measured temperature at any one sensor

Temperature uniformity : The maximum difference of measured temperatures at any sensors and the measured temperature at the reference location which are observed at the same time or at as close an observation time as possible to determine the temperature pattern or homogeneity within the chamber under steady-state conditions.

Overall Variation : The Difference of the maximum and minimum measured temperatures throughout observation.

UUC* : Unit Under Calibration

Note : The reported uncertainty of measurement was included stability and excluded uniformity .

The reported uncertainty of measurement was based on a standard uncertainty multiplied by a coverage factor *k*, providing a level of confidence of approximately 95 %.

-o0o-

Malu

เอกสารไม่ควบคุม

a 1104313



TECHNOLOGY PROMOTION ASSOCIATION (THAILAND-JAPAN)
CORPORATE SERVICES 3: EQUIPMENT CALIBRATION AND TESTING SERVICES
534/4 PATTANAKARN ROAD SOI 18, SUANLUANG, SUANLUANG BANGKOK 10250
TEL. 0-2717-3000-27 FAX. 0-2719-9484



Cert.No.: 22MM210
Page.: 1 of 3

Certificate of Calibration

Equipment : Electronic Balance

Manufacturer : Mettler Toledo

Model : XSR205

Serial No. : C009071872


ID No. : UAE.WAO.012/2563

Submitted by : United Analyst and Engineering Consultant Co.,Ltd.
3 Soi Udomsuk 41, Sukhumvit Road,
Bangchak, Phakhanong,
Bangkok 10260

Location : Balance Room

Received order : 26 April 2022
Calibration Date : 26 April 2022
Ambient Temperature : 15 °C to 40 °C
Relative Humidity : 30 % to 90 %

Calibrated by : Kunchit Promprat

Approved by : 
Approved Signatory

() Pornthippa Tameyakul
(☒) Malee Butkruea
() Suwit Imjai

Issue Date : 29 April 2022

The Uncertainties are for a confidence probability of approximately 95%

This certificate may not be reproduced other than in full, except with the prior written
Approval of the head of Corporate Services 3 : Equipment Calibration and Testing Services.

เอกสารไม่ควบคุม



Equipment : Electronic Balance
Condition As-Received : Used Item
Reference : 2204-0542OC-1

Cert.No.: 22MM210
Page: 2 of 3

Procedure used :-

Calibration were conducted using in-house calibration procedure CP-OB01 according to direct measurement method against standard weight.

Condition of this result of calibration

1. Reference standard instruments:-

<u>Instruments</u>	<u>Model</u>	<u>Serial No.</u>	<u>ID No.</u>	<u>Test report No.</u>	<u>Due date</u>
1) Standard Weight Set (E2)	15884	-	70RC138	MM-0009-21	3 Feb 2023

2. This certificate is valid only to the item calibrated on date and place of calibration.
3. This result of calibration was made on requested at the point specified by customer.
4. This certificate is not certified for any commercial transaction.
5. This certification is traceable to the International System of Unit.

Result of calibration () Without Adjustment (*) After Adjustment by Internal Calibration

Range capacity :	0 g to 81 g	Resolution	0.00001 g
	81 g to 220 g	Resolution	0.0001 g

Before Adjustment :

<u>Applied Weight</u>	<u>Balance Reading</u>	<u>Correction</u>	<u>Measurement Uncertainty</u>	<u>Coverage Factor</u>
(g)	(g)	(g)	(\pm mg)	(k)
80	80.00004	-0.00004	0.15	2.00
200	199.9999	+0.0001	0.35	2.00

After Adjustment :

1. Determination of the standard deviation of weighing machine (n = 10)

<u>Applied Weight</u>	<u>Standard Deviation of Reading (g)</u>
(g)	
80	0.000008
200	0.00005

Malu



Equipment : Electronic Balance
Condition As-Received : Used Item
Reference : 2204-0542OC-1

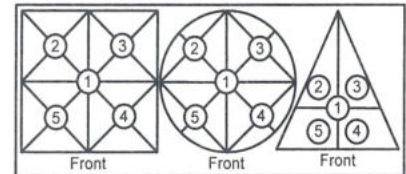
Cert.No.: 22MM210

Page: 3 of 3

Result of calibration

2. Effect of off center loading

A mass of 100 g was placed to various position on the pan.
The weighing machine reading error obtained is given in the table



**Maximum difference between
off-center and central loading**
(g)
0.0002

Position 1	Position 2	Position 3	Position 4	Position 5
(g)	(g)	(g)	(g)	(g)
-0.0002	-0.0001	0.0000	-0.0002	-0.0002

3. Departure from nominal value

Applied Weight	Balance Reading	Correction	Measurement Uncertainty	Coverage Factor
(g)	(g)	(g)	(\pm mg)	(k)
Unload	0.00000	0.00000	0.016	2.13
0.05	0.05001	-0.00001	0.016	2.13
0.1	0.10001	-0.00001	0.017	2.11
1	1.00002	-0.00002	0.019	2.05
5	5.00003	-0.00003	0.026	2.00
20	20.00008	-0.00008	0.049	2.00
50	50.00010	-0.00010	0.080	2.00
80	80.00014	-0.00014	0.15	2.00
100	100.0001	-0.0001	0.21	2.00
150	150.0001	-0.0001	0.29	2.00
200	200.0001	-0.0001	0.35	2.00

The reported uncertainty of measurement was based on a standard uncertainty multiplied by a coverage factor k , providing a level of confidence of approximately 95 %.

-o0o-

Malu.



TECHNOLOGY PROMOTION ASSOCIATION (THAILAND-JAPAN)
CORPORATE SERVICES 3: EQUIPMENT CALIBRATION AND TESTING SERVICES
534/4 PATTANAKARN ROAD SOI 18, SUANLUANG, SUANLUANG BANGKOK 10250
TEL. 0-2717-3000-27 FAX. 0-2719-9484



Cert. No.: 21TM1876

Page.: 1 of 3

Certificate of Calibration

Equipment : Hot Air Oven

Manufacturer : Memmert

Model : UF 55

Serial No. : B216.1666

ID No. : UAE.WAO.027/2559

Submitted by : United Analyst and Engineering Consultant Co.,Ltd.
3 Soi Udomsuk 41, Sukhumvit Road,
Bangchak, Phrakhanong,
Bangkok 10260

Location : Lab Floor 2

Received Order : 29 October 2021

Calibration Date : 29 October 2021

Ambient Temperature : (26 ± 10) °C

Relative Humidity : (50 ± 30) %

Calibrated by : Kunchit Promprat

Approved by :

Approved Signatory

- (☒) Pornthippa Tameyakul
(☒) Malee Butkruea
(☐) Suwit Imjai

Issue Date : 4 November 2021

The Uncertainties are for a confidence probability of approximately 95%

This certificate may not be reproduced other than in full, except with the prior written
Approval of the head of Corporate Services 3 : Equipment Calibration and Testing Services.

เอกสารไม่ควบคุม



Equipment : Hot Air Oven
 Condition As-Received : Used Item
 Reference : 2110-0701OC-1

Cert. No.: 21TM1876
 Page.: 2 of 3

Procedure Used :-

Calibration were conducted using calibration procedure CP-OT02 according to direct measurement method with Data Acquisition which connected with Resistance Temperature Detector (RTD) and Thermocouple Type T.

The temperature scale used was based on ITS-90.

Condition of this result of calibration

1. Reference standard instrument:-

Instrument	Model	Serial No.	Cert. No.	Due Date
1) Data Acquisition	34970A	MY44067817	21LM10	20 Jul 2022

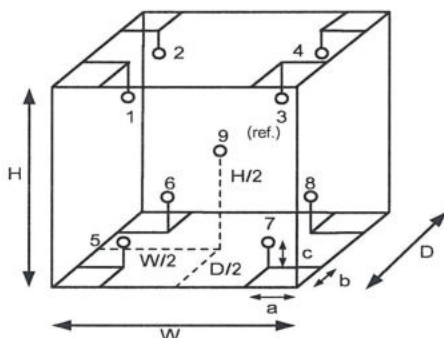
2. This certificate is valid only to the item calibrated on date and place of calibration.

3. This certification is traceable to the International System of Unit.

Result of Calibration :- (*) Without Adjustment

Function of UUC* : Temperature Source

Fresh air setting : Close



Environment during calibration		
	Beginning	Finished
Temp. (°C)	28	28
REL.Humid. (%)	56	55
AC Supply (Volt)	230	230

Ref. Std. ID No.: @ Calibration Point

Position :	(140, 180) °C	(104) °C
1	21-15TC-01	15RTD2/11
2	21-15TC-02	15RTD2/12
3	21-15TC-03	15RTD2/13
4	21-15TC-04	15RTD2/14
5	21-15TC-05	15RTD2/15
6	21-15TC-06	15RTD2/20
7	21-15TC-07	15RTD2/17
8	21-15TC-08	15RTD2/18
9 (ref.)	21-15TC-09	15RTD2/19

Probe Installation Details :			Dimension of Chamber :		
a =	5.0	cm	D =	0.33	m
b =	5.0	cm	W =	0.40	m
c =	5.0	cm	H =	0.40	m
			Capacity =	0.053	m ³

Malu.

เอกสารไม่ควบคุม



Equipment : Hot Air Oven
Condition As-Received : Used Item
Reference : 2110-0701OC-1
Result of Calibration :- (*) Without Adjustment
Function of UUC* : Temperature Source
Fresh air setting : Close

Cert. No.: 21TM1876
Page.: 3 of 3

Calibration Point (°C)	UUC* Setting (°C)	UUC* Reading (°C)	Temperature stability (± °C)	Temperature uniformity (°C)	Overall Variation (°C)	Uncertainty (± °C)	Coverage Factor <i>k</i>
104.0	104.0	104.0	0.11	0.52	0.72	0.42	2
140.0	140.0	140.0	0.25	1.1	1.4	1.1	2
180.0	180.0	180.0	0.18	0.87	1.2	1.1	2

Calibration Point (°C)	Measured Temperature (°C)								
	Position								
	1	2	3	4	5	6	7	8	9 (ref.)
104.0	103.852	103.978	104.382	104.323	103.776	104.015	104.312	104.196	103.907
140.0	140.309	140.730	140.426	140.270	139.531	139.666	140.067	139.895	139.750
180.0	180.598	180.339	180.755	180.619	179.716	179.829	180.204	180.365	179.975

Average* : The average of 30 values in each position.

Temperature stability : One-half of the greatest maximum difference of measured temperature at any one sensor.

Temperature uniformity : The maximum difference of measured temperatures at any sensors and the measured temperature at the reference location which are observed at the same time or at as close an observation time as possible to determine the temperature pattern or homogeneity within the chamber under steady-state conditions.

Overall Variation : The Difference of the maximum and minimum measured temperatures throughout observation.

UUC* : Unit Under Calibration

Note : The reported uncertainty of measurement was included stability and excluded uniformity .

The reported uncertainty of measurement was based on a standard uncertainty multiplied by a coverage factor *k*, providing a level of confidence of approximately 95 %.

-o0o-

Malu

เอกสารไม่ควบคุม

FOSS

Customer Service Report

FOSS South East Asia

3388 Sirinrat Building, 25th – 26th Floor, Unit No. 3388/90,
Rama IV Road, Klongton , Klongtoey, Bangkok, Thailand 10110

Report No:

5874

Date:

30/11/21

Customer:

UAE

Address:

41 ซ.พหลโยธิน
250077 แขวงจตุจักร เขตจตุจักร 10260

Instrument:

KT200

Serial:

91790529

Hours

Travel To Customer

Start

8.00

Finish

9.00

1

Labour

9.00

19.00

Travel From Customer

19.00

18.00

1

Job Type

Application		Special		Standard			
Normal	x	Courtesy Visit	x	Installation	x	Training	x
Distributor	x	PMA Onboarding	x	Quote	x	In House	x
Internal	x	Warranty	x	Repair	x	PM	x
Digital Service	x	Sales Support	x	Remote	x	Other	x

PO/Quote Number:

if applicable

PMA Type

Foss care Pro

Contract No.

if applicable

Details of Work / Test

Condition / Status

- 1. Check Instrument	OK
- 62/006 PM kit for kt200	Pass
- 62/006 Safety Valve	Pass
- 62/006 Rubber Grommet	Pass
- 62/006 Seal	Pass
- 62/006 Heating element	Pass
- 62/006 New panel PCB	Pass
- 62/006 Safety door complete	Pass
- Clean & Lubricant	Pass
- Check Leakaged	Pass
- Check Volum Alkali set 30ml for 28ml	
Instrument Ready for Use	
OK	Not OK
if not OK - Comment	

Part No:	Batch	Description	Qty
10009965	11235-983	Foss PM kit kt200	1
1575-0024	29.07.21	Safety Valve	1
15490025	09.11.20	Rubber Grommet for Heating	2
100035-12	02.08.21	Heating Element	1
10002762	16.11.20	Seal	1
60094273	19.07.20	kt200 new panel PCB	1
10009385	22.04.21	Safety door complete	1

I confirm this report is accurate and complete

Signed FOSS

Signed Customer

Name

Name

Would you be willing to participate in a brief survey in order to tell us how we performed?

Email

เอกสารไม่ควบคุม

FOSS Preventive Maintenance Protocol

Customer : UAE

Instrument	Kjeltec™ 2100 = <i>kjeltec 200</i>	
Recommended PM interval (whichever occurs first between interval and no. of samples analysed)	12 months	No. of samples analysed (if applicable):
Preventive maintenance kit (P/N)	10009965	<i>S/N 91790524</i>

Introduction

A maintenance protocol provides systematic and functional means of maintaining a specific instrument type. The recommended PM interval depends on the operational conditions and is based on our extensive experience and knowledge of manufacturing and maintaining analytical instruments.

Apart from sample throughput, the environmental conditions also need to be considered. A demanding environment, such as high ambient temperature, humidity, dirtiness etc can measurably shorten component lifetime and also the maintenance and component replacement intervals.

NOTE!

The content of this protocol is subject to change over time. In order to safeguard that you obtain the correct parts, please make sure to indicate serial no and date of installation when contacting your FOSS representative.

Dedicated Analytical Solutions

FOSS Analytical A/S
69 Slangerupgate
DK-3400 Hillerød
Denmark

Tel +45 7010 3370
Fax +45 7010 3371
E-mail support@foss.dk
Web www.foss.dk

FOSS Analytical AB
Box 70
SE-263 21 Höganäs
Sweden

Tel +46 42 361500
Fax +46 42 340349
E-mail support@foss.dk
Web www.foss.dk

Maintenance Procedure

Exchange of Parts and Cleaning

Step	Action	Part	P/N	OK
1	Replace	Adapter for dig. tube 250 ml	1000 0056	<input type="checkbox"/>
2	Replace	Non return valve	1000 3538	<input type="checkbox"/>
3	Replace valves in alkali pump	Valve kit reagent/water pump	1575 0093	<input type="checkbox"/>
4	Replace steam tubing	Silicone tubing 8/12 mm	1582 0006	<input type="checkbox"/>
5	Replace alkali tubing	Tubing reinforced for alkali	1582 0011	<input type="checkbox"/>
6	Replace water tubing	Tubing PVC 8/11 mm	1582 0004	<input type="checkbox"/>
7	Cleaning	Steam generator		<input type="checkbox"/>
8	Cleaning	Splash head		<input type="checkbox"/>


Check and Adjustments

Step	Action	Module	Measured	Limits	OK
1	Check alkali volume, 10 ml/stroke	Alkali pump	98	At 50 ml -0/+3 ml	<input checked="" type="checkbox"/>
2	Check distillation volume		120 ml	100 – 150 ml/4 min	<input checked="" type="checkbox"/>
3	Check front panel switches				<input checked="" type="checkbox"/>
4	Check cables and electrical connections				<input checked="" type="checkbox"/>
5	Check level pins in steam generator				<input checked="" type="checkbox"/>
6	Check safety door switch				<input checked="" type="checkbox"/>

CERTIFICATE OF CALIBRATION

Certificate No. : SP22-007

Page 1 of 5

Customer : United Analyst and Engineering Consultant Co.,Ltd. (Head Office)**Address :** 3 Soi Udomsuk 41, Sukhumvit Road, Bangchak, Phrakhanong,
Bangkok 10260**Location of calibration :** Laboratory 315**Equipment :** UV-Vis Spectrophotometer**Manufacturer :** Hitachi**Model :** U-1900**Serial No. :** 2021-064**ID No. :** UAE.WAS.006/2552**Received Date :** 20 January 2022**Calibration Date :** 20 January 2022**Issue Date :** 24 January 2022**Condition Instrument :** Good**Calibrated by :**
(Mr.Tanawut Rittidach)

Technical Manager

Approved by :
(Ms. Chonthicha Sangngern)

Quality Manager

The calibration result is applied only to the above calibrated item and was found accurate as shown on date and place of calibration only.

The measurement capability of the laboratory and its traceability to recognized national standards and to the unit of measurement realized at the corresponding national standards laboratory. This certificate may not be reproduced other than in full except with the prior written approval of the DQE Services Co., Ltd.

REPORT OF CALIBRATION

Certificate No. : SP22-007

Page 2 of 5

Environment Condition : Ambient Temperature 25 ± 5 °CRelative humidity 55 ± 20 %RH**Calibration method :** In-house method CP-01 Based on ASTM E275-08**Certified Reference Materials :**

Material	Serial No.	Certificate No.	Due date
Absorbance Standard set	25760	95935	22 October 2023
Absorbance Standard set	25757	95929	22 October 2023
Wavelength Standard set	25806	95916	22 October 2023
Wavelength Standard set	25758	95915	22 October 2023

Traceability This certification is traceable to the International System of Unit maintained at National -

Institute of Standards and Technology (NIST) through Starna Scientific Limited

Spectral Band Width of UUC : 4.0 nm.**Scan Speed of UUC :** 200 nm/min**Scan Interval of UUC :** 0.1 nm.**Resolution of UUC:** Photometric 0.001 Abs.

Wavelength 0.1 nm.

REPORT OF CALIBRATION

Certificate No. : SP22-007

Page 3 of 5

Calibration Results : Without adjustment

Photometric Accuracy :

Wavelength (nm.)	CRMs Values (Abs)	UUC Reading (Abs)	Correction (Abs)	Uncertainty (Abs)	Coverage factor <i>k</i>
420	0.0000	0.000	0.0000	0.0028	2.00
	0.5787	0.577	0.0017	0.0031	2.00
	1.0490	1.050	-0.0010	0.0029	2.00
	2.1900	2.183	0.0070	0.0080	2.00
440	0.0000	0.000	0.0000	0.0028	2.00
	0.5607	0.560	0.0007	0.0034	2.00
	1.0247	1.023	0.0017	0.0035	2.00
	2.1229	2.118	0.0049	0.0079	2.00
465	0.0000	0.000	0.0000	0.0028	2.00
	0.5236	0.521	0.0026	0.0030	2.00
	0.9634	0.963	0.0004	0.0029	2.00
	1.9763	1.974	0.0023	0.0070	2.00
546.1	0.0000	0.000	0.0000	0.0028	2.00
	0.5191	0.518	0.0011	0.0031	2.00
	1.0003	1.000	0.0003	0.0033	2.00
	1.9987	1.996	0.0027	0.0084	2.00
590	0.0000	0.000	0.0000	0.0028	2.00
	0.5523	0.552	0.0003	0.0030	2.00
	1.0809	1.082	-0.0011	0.0030	2.00
	2.0391	2.033	0.0061	0.0079	2.00
635	0.0000	0.000	0.0000	0.0028	2.00
	0.5601	0.562	-0.0019	0.0031	2.00
	1.0512	1.052	-0.0008	0.0030	2.00
	1.9294	1.925	0.0044	0.0079	2.00

REPORT OF CALIBRATION

Certificate No. : SP22-007

Page 4 of 5

Photometric Accuracy :

Wavelength (nm.)	CRMs Values (Abs)	UUC Reading (Abs)	Correction (Abs)	Uncertainty (Abs)	Coverage factor <i>k</i>
235	0.0000	0.000	0.0000	0.0050	2.00
	0.7478	0.746	0.0018	0.0057	2.00
257	0.0000	0.000	0.0000	0.0050	2.00
	0.8686	0.861	0.0076	0.0059	2.00
313	0.0000	0.000	0.0000	0.0050	2.00
	0.2912	0.291	0.0002	0.0051	2.00
350	0.0000	0.000	0.0000	0.0050	2.00
	0.6448	0.638	0.0068	0.0055	2.00

REPORT OF CALIBRATION

Certificate No. : SP22-007

Page 5 of 5

Wavelength Accuracy :

CRMs Values (nm.)	UUC Reading (nm.)	Correction (nm.)	Uncertainty (nm.)	Coverage factor <i>k</i>
241.54	240.8	0.74	0.18	2.00
279.40	278.5	0.90	0.18	2.00
288.70	288.0	0.70	0.18	2.00
334.22	333.5	0.72	0.18	2.00
361.26	360.5	0.76	0.18	2.00
418.48	418.0	0.48	0.18	2.00
446.70	446.0	0.70	0.18	2.00
453.20	453.0	0.20	0.18	2.00
460.06	459.5	0.56	0.18	2.00
536.90	536.0	0.90	0.18	2.00
637.94	637.2	0.74	0.18	2.00
440.74	440.0	0.74	0.18	2.00
472.22	471.6	0.62	0.18	2.00
513.70	513.0	0.70	0.18	2.00
528.72	528.0	0.72	0.18	2.00
574.60	573.8	0.80	0.18	2.00
585.48	584.6	0.88	0.20	2.00
684.63	684.0	0.63	0.18	2.00
740.27	739.8	0.47	0.20	2.00
748.28	747.8	0.48	0.18	2.00
807.16	806.4	0.76	0.18	2.00
879.70	878.8	0.90	0.18	2.00

Remark : - UUC = Unit Under Calibration

- N/A = Not Available

- The result expanded uncertainty of measurement U is stated as the standard uncertainty of measurement multiplied by the coverage factor k ,

which for a normal distribution corresponds to a coverage probability of approximately 95%

- * Indicates non TISI accredited

- End of Certificate -



TECHNOLOGY PROMOTION ASSOCIATION (THAILAND-JAPAN)
CORPORATE SERVICES 3: EQUIPMENT CALIBRATION AND TESTING SERVICES
534/4 PATTANAKARN ROAD SOI 18, SUANLUANG, SUANLUANG BANGKOK 10250
TEL. 0-2717-3000-27 FAX. 0-2719-9484



Cert. No.: 21TM1874

Page.: 1 of 3

Certificate of Calibration

Equipment : Incubator

Manufacturer : Memmert

Model : IPP 260

Serial No. : V616.0066

ID No. : UAE.MIC.032/2559

Submitted by : United Analyst and Engineering Consultant Co.,Ltd.
3 Soi Udomsuk 41, Sukhumvit Road,
Bangchak, Phrakhanong,
Bangkok 10260

Location : Microbiology Laboratory (302)

Received Order : 28 October 2021

Calibration Date : 28 - 29 October 2021

Ambient Temperature : (26 ± 10) °C

Relative Humidity : (50 ± 30) %

Calibrated by : Kunchit Promprat

Approved by :

Malee

Approved Signatory

- (/) Pornthippa Tameyakul
(/) Malee Butkruea
() Suwit Imjai

Issue Date :

4 November 2021

The Uncertainties are for a confidence probability of approximately 95 %

This certificate may not be reproduced other than in full, except with the prior written
Approval of the head of Corporate Services 3 : Equipment Calibration and Testing Services.

เอกสารไม่ควบคุม



Equipment : Incubator
Condition As-Received : Used Item
Reference : 2110-0698OC-1

Cert. No.: 21TM1874
Page.: 2 of 3

Procedure Used :-

Calibration were conducted using calibration procedure CP-OT02 according to direct measurement method with Data Acquisition which connected with Resistance Temperature Detector (RTD).

The temperature scale used was based on ITS-90.

Condition of this result of calibration

1. Reference standard instrument:-

Instrument	Model	Serial No.	Cert. No.	Due Date
1) Data Acquisition	34970A	MY44067817	21LM10	20 Jul 2022

2. This certificate is valid only to the item calibrated on date and place of calibration.

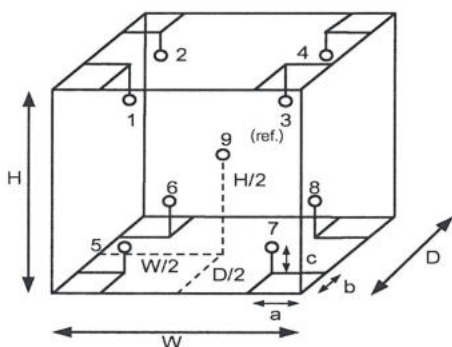
3. This certification is traceable to the International System of Unit.

Result of Calibration :- (*) Without Adjustment

Function of UUC* : Temperature Source

Fresh air setting : Not Available

Environment during calibration		
	Beginning	Finished
Temp. (°C)	22	22
REL.Humid. (%)	59	60
AC Supply (Volt)	226	226



Position :	Ref. Std. ID No.:
1	15RTD2/11
2	15RTD2/12
3	15RTD2/13
4	15RTD2/14
5	15RTD2/15
6	15RTD2/20
7	15RTD2/17
8	15RTD2/18
9 (ref.)	15RTD2/19

Probe Installation Details :

a = 5.0 cm
b = 5.0 cm
c = 5.0 cm

Dimension of Chamber :

D = 0.50 m
W = 0.64 m
H = 0.80 m
Capacity = 0.26 m³

Malu.

เอกสารไม่ควบคุม



Equipment : Incubator
Condition As-Received : Used Item
Reference : 2110-0698OC-1
Result of Calibration :- (*) Without Adjustment
Function of UUC* : Temperature Source
Fresh air setting : Not Available

Cert. No.: 21TM1874

Page.: 3 of 3

Calibration Point (°C)	UUC* Setting (°C)	UUC* Reading (°C)	Temperature stability (± °C)	Temperature uniformity (°C)	Overall Variation (°C)	Uncertainty (± °C)	Coverage Factor <i>k</i>
25.0	25.0	24.5	0.053	0.25	0.42	0.30	2
35.0	35.0	35.0	0.029	0.43	0.75	0.30	2

Calibration Point (°C)	Measured Temperature (°C)								
	Position								
	1	2	3	4	5	6	7	8	9 (ref.)
25.0	25.007	24.986	24.943	24.894	24.653	24.806	24.672	24.694	24.786
35.0	35.340	35.384	35.336	35.307	34.680	35.120	34.813	34.996	35.088

Average* : The average of 30 values in each position.

Temperature stability : One-half of the greatest maximum difference of measured temperature at any one sensor.

Temperature uniformity : The maximum difference of measured temperatures at any sensors and the measured temperature at the reference location which are observed at the same time or at as close an observation time as possible to determine the temperature pattern or homogeneity within the chamber under steady-state conditions.

Overall Variation : The Difference of the maximum and minimum measured temperatures throughout observation.

UUC* : Unit Under Calibration

Note : The reported uncertainty of measurement was included stability and excluded uniformity .

The reported uncertainty of measurement was based on a standard uncertainty multiplied by a coverage factor *k*, providing a level of confidence of approximately 95 %.

-o0o-

Malu .

เอกสารไม่ควบคุม



TECHNOLOGY PROMOTION ASSOCIATION (THAILAND-JAPAN)
CORPORATE SERVICES 3: EQUIPMENT CALIBRATION AND TESTING SERVICES
534/4 PATTANAKARN ROAD SOI 18, SUANLUANG, SUANLUANG BANGKOK 10250
TEL. 0-2717-3000-27 FAX. 0-2719-9484



Cert. No.: 21TM706

Page.: 1 of 3

Certificate of Calibration

Equipment : Incubator

Manufacturer : Memmert

Model : IPP260

Serial No. : V615.0187

ID No. : UAE.MIC.003/2559

Submitted by : United Analyst and Engineering Consultant Co.,Ltd.
3 Soi Udomsuk 41, Sukhumvit Road,
Bangchak, Phrakhanong,
Bangkok 10260

Location : Microbiology Laboratory

Received Order : 21 April 2021

Calibration Date : 21 April 2021

Ambient Temperature : (26 ± 10) °C

Relative Humidity : (50 ± 30) %

Calibrated by : Kritsada Chaitrong

Approved by :

Malee

Approved Signatory

- (☒) Pornthippa Tameyakul
(☒) Malee Butkruea
(☐) Suwit Imjai

Issue Date :

5 May 2021

The Uncertainties are for a confidence probability of approximately 95%

This certificate may not be reproduced other than in full, except with the prior written
Approval of the head of Corporate Services 3 : Equipment Calibration and Testing Services.

เอกสารไม่ควบคุม

A 0027609



Equipment : Incubator
Condition As-Received : Used Item
Reference : 2104-0019OC-1

Cert. No.: 21TM706

Page.: 2 of 3

Procedure Used :-

Calibration were conducted using calibration procedure CP-OT02 according to direct measurement method with Data Acquisition which connected with Resistance Temperature Detector (RTD).

The temperature scale used was based on ITS-90.

Condition of this result of calibration

1. Reference standard instrument:-

<u>Instrument</u>	<u>Serial No.</u>	<u>Cert. No.</u>	<u>Traceable</u>	<u>Due Date</u>
1) Data Acquisition	MY44060450	21LM4	NIMT	06 Mar 2022

2. This certification is traceable to the SI unit.

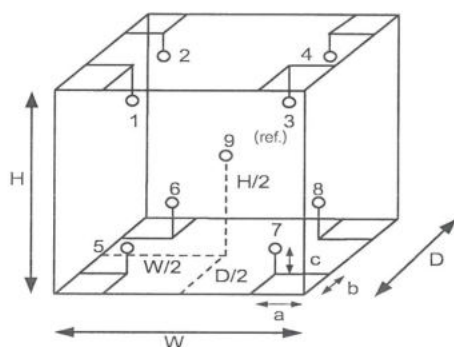
3. This certificate is valid only to the item calibrated on date and place of calibration.

Remark : NIMT : National Institute of Metrology Thailand.

Result of Calibration :- (*) Without Adjustment

Function of UUC* : Temperature Source

Fresh air setting : Close



Environment during calibration		
	Beginning	Finished
Temp. (°C)	24	23
REL.Humid. (%)	60	63
AC Supply (Volt)	223	224

Position :	Ref. Std. ID No.:
1	19-14RTD-01
2	19-14RTD-02
3	19-14RTD-03
4	19-14RTD-04
5	19-14RTD-05
6	19-14RTD-06
7	21-14RTD-07
8	19-14RTD-08
9 (ref.)	19-14RTD-09

Probe Installation Details :

a = 10 cm
b = 10 cm
c = 10 cm

Dimension of Chamber :

D = 0.50 m
W = 0.64 m
H = 0.80 m
Capacity = 0.26 m³

เอกสารไม่ควบคุม



Equipment : Incubator
Condition As-Received : Used Item
Reference : 2104-0019OC-1
Result of Calibration :- (*) Without Adjustment
Function of UUC* : Temperature Source

Cert. No.: 21TM706

Page.: 3 of 3

Calibration Point (°C)	UUC* Setting (°C)	UUC* Reading (°C)	Temperature stability (± °C)	Temperature uniformity (°C)	Overall Variation (°C)	Uncertainty (± °C)	Coverage Factor <i>k</i>
35.0	35.0	35.0	0.11	0.36	0.55	0.30	2

Calibration Point (°C)	Measured Temperature (°C)								
	Position								
	1	2	3	4	5	6	7	8	9 (ref.)
35.0	34.946	35.035	35.120	35.087	34.989	35.121	34.745	35.004	34.994

Average* : The average of 30 values in each position.

Temperature stability : One-half of the greatest maximum difference of measured temperature at any one sensor.

Temperature uniformity : The maximum difference of measured temperatures at any sensors and the measured temperature at the reference location which are observed at the same time or at as close an observation time as possible to determine the temperature pattern or homogeneity within the chamber under steady-state conditions.

Overall Variation : The Difference of the maximum and minimum measured temperatures throughout observation.

UUC* : Unit Under Calibration

Note : The reported uncertainty of measurement was included stability and excluded uniformity .

The reported uncertainty of measurement was based on a standard uncertainty multiplied by a coverage factor *k*, providing a level of confidence of approximately 95 %.

-o0o-

เอกสารไม่ควบคุม

a 1052707



TECHNOLOGY PROMOTION ASSOCIATION (THAILAND-JAPAN)
CORPORATE SERVICES 3: EQUIPMENT CALIBRATION AND TESTING SERVICES
534/4 PATTANAKARN ROAD SOI 18, SUANLUANG, SUANLUANG BANGKOK 10250
TEL. 0-2717-3000-27 FAX. 0-2719-9484



Cert. No.: 22TM333

Page.: 1 of 3

Certificate of Calibration

Equipment : Water Bath

Manufacturer : Memmert

Model : WNE 14

Serial No. : L416.0606

ID No. : UAE.MIC.002/2560

Submitted by : United Analyst and Engineering Consultant Co.,Ltd.
3 Soi Udomsuk 41, Sukhumvit Road,
Bangchak, Phrakhanong,
Bangkok 10260

Location : Microbiology Laboratory

Received Order : 17 February 2022

Calibration Date : 17 February 2022

Ambient Temperature : (26 ± 10) °C

Relative Humidity : (50 ± 30) %

Calibrated by : Suwit Imjai

Approved by :

Malee

Approved Signatory

(/) Pornthippa Tameyakul
(/) Malee Butkruea

Issue Date : 22 February 2022

The Uncertainties are for a confidence probability of approximately 95%

This certificate may not be reproduced other than in full, except with the prior written
Approval of the head of Corporate Services 3 : Equipment Calibration and Testing Services.

เอกสารไม่ควบคุม



Equipment : Water Bath
Condition As-Received : Used Item
Reference : 2202-0444OC-3
Procedure Used :-

Cert. No.: 22TM333

Page.: 2 of 3

Calibration were conducted using in-house calibration procedure CP-OT04 according to direct measurement method with Data Acquisition which connected with Industrial Platinum Resistance Thermometer (IPRT).

The temperature scale used was based on ITS-90.

Condition of this result of calibration

1. Reference standard instrument:-

<u>Instrument</u>	<u>Model</u>	<u>Serial No.</u>	<u>Cert. No.</u>	<u>Due Date</u>
1) Data Acquisition	34970A	MY44067817	21LM10	20 Jul 2022

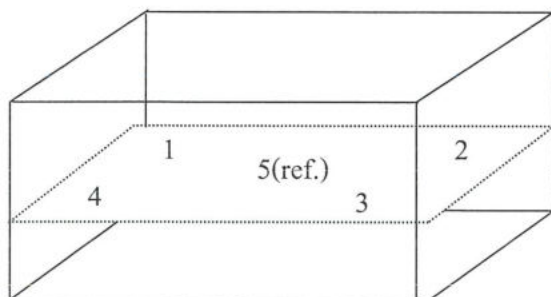
2. This certificate is valid only to the item calibrated on date and place of calibration.

3. This certification is traceable to the International System of Unit.

Result of Calibration :- (*) Without Adjustment

Function of UUC* : Temperature Source

	Environmental		AC Voltage Supply
	(°C)	(%R.H.)	(Volt)
Beginning of Calibration	21	65	229
Finished of Calibration	22	58	230



Front

Position :	Ref. Std. ID No.:
1	70RC143
2	70RC144
3	70RC145
4	70RC146
5(ref.)	70RC147



Equipment : Water Bath
Condition As-Received : Used Item
Reference : 2202-0444OC-3
Result of Calibration :- (*) Without Adjustment
Function of UUC* : Temperature Source

Cert. No.: 22TM333

Page.: 3 of 3

Calibration point (°C)	UUC* Setting (°C)	UUC* Reading (°C)	Average* Standard Reading (°C)				
			Position				
			1	2	3	4	5 (ref.)
44.5	44.5	44.5	44.498	44.481	44.482	44.518	44.534

Calibration point (°C)	Uniformity (°C)	Stability (± °C)	Uncertainty (± °C)	Coverage Factor <i>k</i>
44.5	0.13	0.057	0.15	2

Average* : The average of 30 values in each position.

Uniformity : The maximum difference of measured temperatures at any sensors and the measured temperature at the reference location which are observed at the same time or at as close an observation time as possible to determine the temperature pattern or homogeneity within the chamber under steady-state conditions.

Stability : One-half of the greatest maximum difference of measured temperature at any one probe.

UUC* : Unit Under Calibration

Note : The reported uncertainty of measurement was included stability and excluded uniformity.

The reported uncertainty of measurement was based on a standard uncertainty multiplied by a coverage factor *k*, providing a level of confidence of approximately 95 %.

-o0o-

เอกสารไม่ควบคุม



TECHNOLOGY PROMOTION ASSOCIATION (THAILAND-JAPAN)
CORPORATE SERVICES 3: EQUIPMENT CALIBRATION AND TESTING SERVICES
534/4 PATTANAKARN ROAD SOI 18, SUANLUANG, SUANLUANG BANGKOK 10250
TEL. 0-2717-3000-27 FAX. 0-2719-9484



Cert. No.: 22TM334

Page.: 1 of 3

Certificate of Calibration

Equipment : Water Bath

Manufacturer : Memmert

Model : WNE 14

Serial No. : L416.0612

ID No. : UAE.MIC.003/2560

Submitted by : United Analyst and Engineering Consultant Co.,Ltd.
3 Soi Udomsuk 41, Sukhumvit Road,
Bangchak, Phrakhanong,
Bangkok 10260

Location : Microbiology Laboratory

Received Order : 17 February 2022

Calibration Date : 17 February 2022

Ambient Temperature : (26 ± 10) °C

Relative Humidity : (50 ± 30) %

Calibrated by : Suwit Imjai

Approved by :

Malee

Approved Signatory

(/) Pornthippa Tameyakul

(/) Malee Butkruea

Issue Date :

22 February 2022

The Uncertainties are for a confidence probability of approximately 95%

This certificate may not be reproduced other than in full, except with the prior written
Approval of the head of Corporate Services 3 : Equipment Calibration and Testing Services.

เอกสารไม่ควบคุม

A 0038095



Equipment : Water Bath
Condition As-Received : Used Item
Reference : 2202-0444OC-4

Cert. No.: 22TM334

Page.: 2 of 3

Procedure Used :-

Calibration were conducted using in-house calibration procedure CP-OT04 according to direct measurement method with Data Acquisition which connected with Industrial Platinum Resistance Thermometer (IPRT).

The temperature scale used was based on ITS-90.

Condition of this result of calibration

1. Reference standard instrument:-

<u>Instrument</u>	<u>Model</u>	<u>Serial No.</u>	<u>Cert. No.</u>	<u>Due Date</u>
1) Data Acquisition	34970A	MY44067817	21LM10	20 Jul 2022

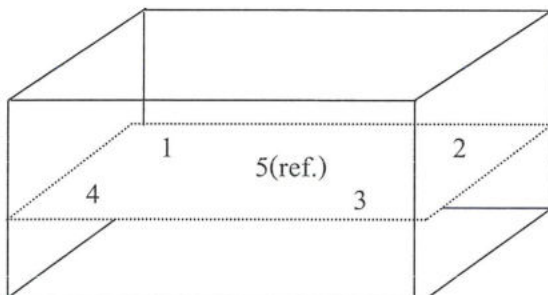
2. This certificate is valid only to the item calibrated on date and place of calibration.

3. This certification is traceable to the International System of Unit.

Result of Calibration :- (*) Without Adjustment

Function of UUC* : Temperature Source

	Environmental		AC Voltage Supply
	(°C)	(%R.H.)	(Volt)
Beginning of Calibration	21	65	229
Finished of Calibration	22	57	230



Front

Position :	Ref. Std. ID No.:
1	70RC143
2	70RC144
3	70RC145
4	70RC146
5(ref.)	70RC147

เอกสารไม่ควบคุม

a 1096055



Equipment : Water Bath
Condition As-Received : Used Item
Reference : 2202-0444OC-4
Result of Calibration :- (*) Without Adjustment
Function of UUC* : Temperature Source

Cert. No.: 22TM334

Page.: 3 of 3

Calibration point (°C)	UUC* Setting (°C)	UUC* Reading (°C)	Average* Standard Reading (°C)				
			Position				
			1	2	3	4	5 (ref.)
44.5	44.5	44.5	44.572	44.514	44.507	44.530	44.565

Calibration point (°C)	Uniformity (°C)	Stability (± °C)	Uncertainty (± °C)	Coverage Factor <i>k</i>
44.5	0.10	0.042	0.15	2

Average* : The average of 30 values in each position.

Uniformity : The maximum difference of measured temperatures at any sensors and the measured temperature at the reference location which are observed at the same time or at as close an observation time as possible to determine the temperature pattern or homogeneity within the chamber under steady-state conditions.

Stability : One-half of the greatest maximum difference of measured temperature at any one probe.

UUC* : Unit Under Calibration

Note : The reported uncertainty of measurement was included stability and excluded uniformity.

The reported uncertainty of measurement was based on a standard uncertainty multiplied by a coverage factor *k*, providing a level of confidence of approximately 95 %.

-o0o-

เอกสารไม่ควบคุม

a 1096054

Mettler-Toledo (Thailand) Ltd.

846/4 - 846/5 Lasalle Rd., Bangna Tai Sub-District

Bangna District, Bangkok 10260

+66 2723 0382

MT-TH.ServiceSupport@mt.com



Accuracy Calibration Certificate

Customer

Company: United Analyst and Engineering Consultant Co., Ltd.
Address: 3 Soi Udom Suk 41, Sukhumvit Rd., Bang Chak
City: Phra Khanong Contact: Suwit Chotnok
Zip / Postal: 10260
State / Province: Bangkok
Order Number: 
* 0 3 3 2 4 0 1 4 9 4 *

Weighing Device

Manufacturer: Mettler Toledo Instrument Type: Weighing Instrument
Model: MS603S/01 Asset Number: UAE.MIC.008/2553
Serial No.: B007010311 Terminal Model: N/A
Building: N/A Terminal Serial No.: N/A
Floor: 2 Terminal Asset No.: N/A
Room: Balance Room (206)

Range	Max. Capacity	Readability (d)
1	620 g	0.001 g

Procedure


Calibration Guideline: EURAMET cg-18 v. 4.0 (11/2015)
METTLER TOLEDO Work Instruction: CP/W002/20

This calibration certificate contains measurements for As Found calibration. No As Left calibration was performed because the device was not modified after As Found calibration. Therefore, results for As Left correspond to As Found.


The sensitivity/span of the weighing instrument was adjusted before calibration with a built-in weight.

In accordance with EURAMET cg-18 (11/2015), the test loads were selected to reflect the specific use of the weighing device or to accommodate specific calibration conditions.

	Temperature		Humidity	
As Found	Start: 22.8 °C	End: 23.0 °C	Start: 49.9 %	End: 58.3 %

As Found Calibration Date: 07-Apr-2022 Calibrator: 
As Left Calibration Date: N/A
Issue Date: 08-Apr-2022

Approved Signatory:


☒ Kassakorn Tassanachaisakul
☐ Santi Jitniyom
☐ Surachet Sukkate

Measurement Results

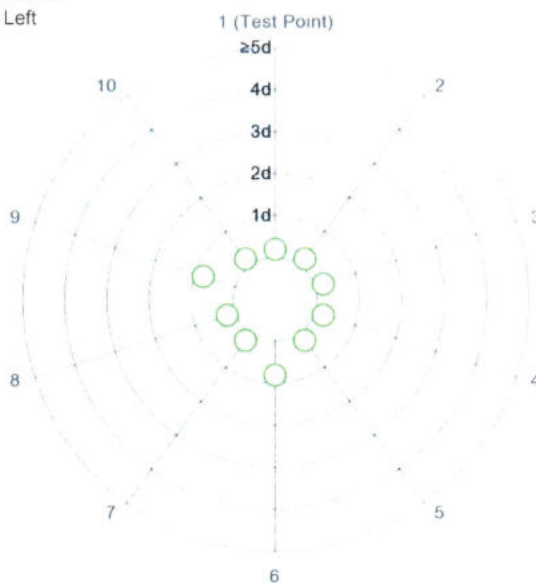
Repeatability

Test Load: 200 g

	As Found	As Left
1	200.001 g	N/A
2	200.001 g	N/A
3	200.001 g	N/A
4	200.001 g	N/A
5	200.001 g	N/A
6	200.000 g	N/A
7	200.001 g	N/A
8	200.001 g	N/A
9	200.000 g	N/A
10	200.001 g	N/A

Standard Deviation	0.0004 g	N/A
--------------------	----------	-----

○ As Found
◆ As Left



The "d" in the graph represents the readability of the range/interval in which the test was performed.

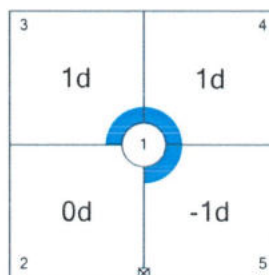
The results of this graph are based upon the absolute values of the differences from the mean value.

Eccentricity

Test Load: 200 g

Position	As Found	As Left
1	200.001 g	N/A
2	200.001 g	N/A
3	200.002 g	N/A
4	200.002 g	N/A
5	200.000 g	N/A

Maximum Deviation	0.001 g	N/A
-------------------	---------	-----



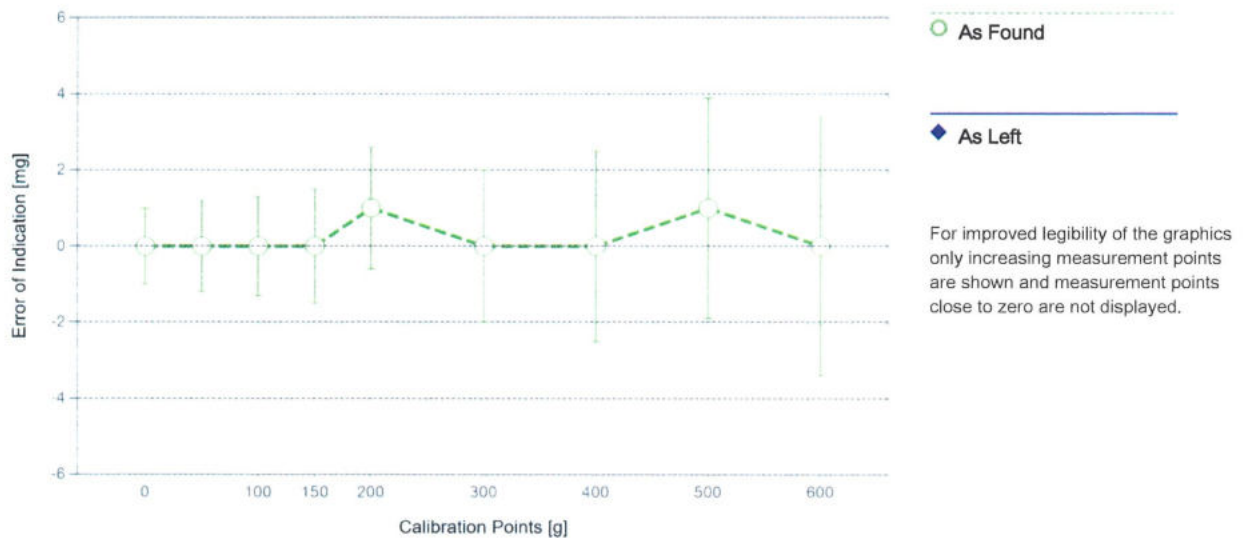
As Found

The "d" in the graph represents the readability of the range/interval in which the test was performed.

Error of Indication

As Found

	Reference Value	Indication	Error of Indication	Expanded Uncertainty	k
1	0.000 g	0.000 g	0.000 g	1.0 mg	2
2	0.500 g	0.500 g	0.000 g	1.2 mg	2
3	1.000 g	1.000 g	0.000 g	1.2 mg	2
4	50.000 g	50.000 g	0.000 g	1.2 mg	2
5	100.000 g	100.000 g	0.000 g	1.3 mg	2
6	150.000 g	150.000 g	0.000 g	1.5 mg	2
7	200.000 g	200.001 g	0.001 g	1.6 mg	2
8	300.001 g	300.001 g	0.000 g	2.0 mg	2
9	400.001 g	400.001 g	0.000 g	2.5 mg	2
10	500.001 g	500.002 g	0.001 g	2.9 mg	2
11	600.001 g	600.001 g	0.000 g	3.4 mg	2



The uncertainty stated is the expanded uncertainty at calibration obtained by multiplying the standard combined uncertainty by the coverage factor k – which can be larger than 2 according to EURAMET cg-18. The value of the measurand lies within the assigned range of values with a probability of approximately 95%.

The user is responsible for maintaining environmental conditions and the settings of the weighing instrument when it was calibrated.

Test Equipment

All weights used for metrological testing are traceable to national or international standards. The weights were calibrated and certified by an accredited calibration laboratory.

Weight Set 1: OIML F1

Weight Set No.:	WS55	Date of Issue:	09-Jul-2021
Certificate Number:	CCM-0137-21-C	Calibration Due Date:	07-Jul-2022

Weight Set 2: OIML E2

Weight Set No.:	WS80	Date of Issue:	23-Feb-2022
Certificate Number:	C208581631	Calibration Due Date:	14-Aug-2023

Thermo Hygrometer

Equipment No.:	IN161	Date of Issue:	14-Jun-2021
Certificate Number:	21H1220	Calibration Due Date:	01-Jun-2022

Remarks

FACT adjustment functionality activated
Equipment condition: Good
Next calibration according to customer's procedure
Calibration data not decide by calibration laboratory

End of Accredited Section

The information below and any attachments to this calibration certificate are not part of the accredited calibration.

Measurement Uncertainty of the Weighing Instrument in Use

Stated is the expanded uncertainty with $k=2$ in use. The formula shall be used for the estimation of the uncertainty under consideration of the errors of indication. The value R represents the net load indication in the unit of measure of the device.

Temperature coefficient for the evaluation of the measurement uncertainty in use: $3.0 \cdot 10^{-6} / K$

Temperature range on site for the evaluation of the measurement uncertainty in use: 3 K

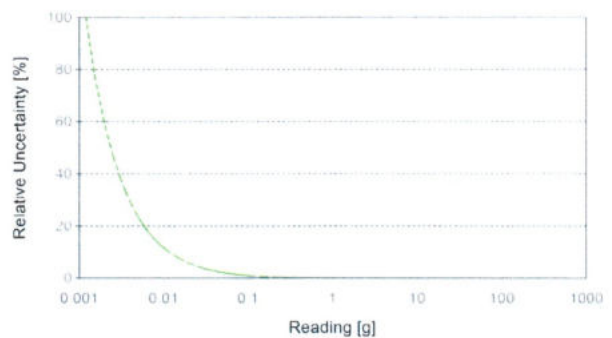
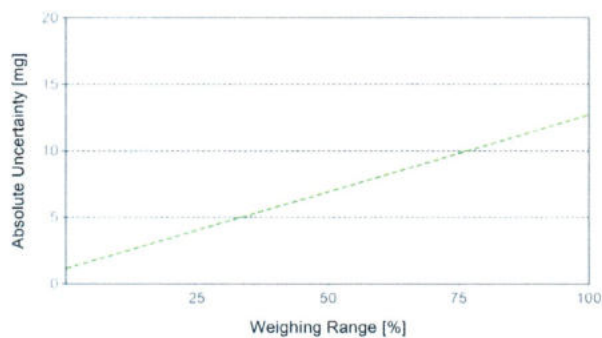
Linearization of Uncertainty Equation

Range			As Found	As Left
	d	Max		
1	0.001 g	620 g	$U_1 = 1.2 \text{ mg} + 0.0186 \text{ mg/g} \cdot R$	N/A

To optimize the stability of the linearization, besides of the zero load only increasing measurement points with a test load of 5% of the measurement range or larger are taken for the calculation of the linear equation.

Absolute and Relative Measurement Uncertainty in Use for Various Net Indications (Examples)

Net Indication	As Found		As Left	
0.062 g	1.2 mg	1.9%	N/A	N/A
0.620 g	1.2 mg	0.20%	N/A	N/A
6.200 g	1.3 mg	0.021%	N/A	N/A
62.000 g	2.4 mg	0.0038%	N/A	N/A
620.000 g	13 mg	0.0021%	N/A	N/A





TECHNOLOGY PROMOTION ASSOCIATION (THAILAND-JAPAN)
CORPORATE SERVICES 3: EQUIPMENT CALIBRATION AND TESTING SERVICES
534/4 PATTANAKARN ROAD SOI 18, SUANLUANG, SUANLUANG BANGKOK 10250
TEL. 0-2717-3000-27 FAX. 0-2719-9484



Certificate of Calibration

Cert. No.: 22TM89

Page.: 1 of 3

Equipment : Autoclave

Manufacturer : ALP

Model : CL-40L

Serial No. : 802664

ID No. : UAE.MIC.014/2550

Submitted by : United Analyst and Engineering Consultant Co.,Ltd.
3 Soi Udomsuk 41, Sukhumvit Road,
Bangchak, Phrakhanong,
Bangkok 10260

Location : Air Analysis Unit


Received Order : 17 February 2022

Calibration Date : 17 February 2022

Ambient Temperature : (26 ± 10) °C

Relative Humidity : (50 ± 30) %

Calibrated by : Kunchit Promprat

Approved by : 

Approved Signatory

(/) Pornthippa Tameyakul
(/) Malee Butkruea
() Suwit Imjai

Issue Date : 22 February 2022

The Uncertainties are for a confidence probability of approximately 95%

This certificate may not be reproduced other than in full, except with the prior written
Approval of the head of Corporate Services 3 : Equipment Calibration and Testing Services.

เอกสารไม่ควบคุม



Equipment : Autoclave
Condition As-Received : Used Item
Reference : 2202-0444OC-1

Cert. No.: 22TM89

Page.: 2 of 3

Procedure Used :-

Calibration were conducted using in-house calibration procedure CP-OT03 according to direct measurement method with Data Acquisition which connected with Thermocouple Type T

The temperature scale used was based on ITS-90.

Condition of this result of calibration

1. Reference standard instrument:-

<u>Instrument</u>	<u>Model</u>	<u>Serial No.</u>	<u>Cert. No.</u>	<u>Due Date</u>
1) Data Acquisition	34970A	MY44035217	21LM30	23 Dec 2022

2. This certificate is valid only to the item calibrated on date and place of calibration.

3. This certification is traceable to the International System of Unit.

4. This result of calibration covers laboratory autoclaves for the sterilization of goods and material which could be infected with organisms categorized as Hazard Group 1, 2 and 3**

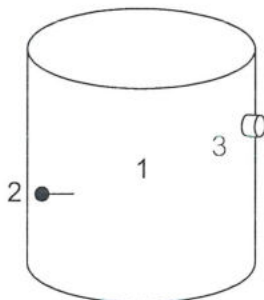
(** = Categorization of pathogens according to hazard and categories of containment, second edition, 1990)

It does not cover autoclaves for use with material infect with organisms in Hazard Group 4, for which complete containment and sterilization of infected condensate is considered to be essential.

This result of calibration does not apply to sterilizers or disinfectors used for medical, dental, pharmaceutical or veterinary purposes which are directly concerned with patient care, or those used for fabrics subjected to sterilization which are required to be dry at the end of cycle.

Result of Calibration :- (*) Without Adjustment

Function of UUC* : Temperature Source



	Environmental		
	(°C)	(%R.H.)	(Volt)
Beginning of Calibration	27	68	226
Finished of Calibration	27	65	226

<u>Position</u>	<u>Description</u>	<u>Ref. Std. ID No.:</u>
1 =	Center of chamber	22-10TC-01
2 =	Temperature sensor	22-10TC-02
3 =	Exhaust port	22-10TC-03

เอกสารไม่ควบคุม



Equipment : Autoclave
Condition As-Received : Used Item
Reference : 2202-0444OC-1

Cert. No.: 22TM89

Page.: 3 of 3

Result of Calibration :- (*) Without Adjustment

Operating parameter Set : Temperature = 122 °C
Sterilization period = 30 minute

UUC* Setting (°C)	UUC* Reading (°C)	Position	Average* Standard Reading (°C)	Stability (± °C)	Pressure Reading (MPa)	Uncertainty (± °C)	Coverage Factor <i>k</i>
122	122	1	122.373	0.32	0.12	1.2	2
		2	122.421				
		3	122.292				

Average* : The average of 30 values in each position.

Stability : One-half of the greatest maximum difference of measured temperature at any one probe.

UUC* : Unit Under Calibration

Note : The reported uncertainty of measurement was included stability and excluded uniformity .

The reported uncertainty of measurement was based on a standard uncertainty multiplied by a coverage factor *k*, providing a level of confidence of approximately 95 %.

-o0o-

เอกสารไม้ควบคุม



Request No. 25-65 / 0398

MTC. ACL.No. 486 / 65

CALIBRATION CERTIFICATE

NOMENCLATURE : 1. Atomic Absorption Spectrophotometer "Agilent Technologies"

Model AA240FS, Serial No. MY13160001

2. Working standard solution "Inorganic Ventures"

Multi Analyte Custom Grade Solution, Lot No. P2-MEB675610

SUBMITTED BY : United Analyst and Engineering Consultant Co., Ltd.

3 Soi Udomsuk41, Sukhumvit Road, Bangchak, Prakanong, Bangkok 10260

CALIBRATION PROCEDURE : 1. Performance Verification of Atomic Absorption Spectrophotometer
(WI-500-02-30)

2. Estimation Uncertainty of Measurement in Analytical Chemistry (QP-513)

REFERENCE MATERIAL : Traceable to NIST "Agilent Technologies", "Carlo Erba"

Cadmium Lot No. 0108047046, Chromium Lot No. 0106315418, Copper Lot No. 0107480530, Iron Lot No. 0104697566,
Lead Lot No. 0104659473, Manganese Lot No. T109228A, Nickel Lot No. 0104978044, Zinc Lot No. 0100792297

CALIBRATION RANGE: 0.02,0.10,0.30,0.50,0.70 mg/l at 228.8 nm.Cd, 0.10,0.20,0.30,0.50,0.70 mg/l at 357.9 nm.Cr,
0.05,0.10,0.30,0.50,0.70 mg/l at 324.7 nm.Cu, 0.10,0.30,0.50,0.70,1.00 mg/l at 248.3 nm.Fe, 0.20,0.50,0.70,1.00,1.50 mg/l
at 217.0 nm.Pb, 0.05,0.10,0.30,0.50,0.70 mg/l at 279.5 nm.Mn, 0.10,0.30,0.50,0.70,1.00 mg/l at 232.0 nm.Ni,
0.05,0.10,0.30,0.50,0.70 mg/l at 213.9 nm.Zn

AMBIENT CONDITIONS : Temperature 22 °C Relative humidity 60 %

The Atomic Absorption Spectrophotometer set has been calibrated against Reference Material traceable to National Institute of Standards and Technology (NIST) by The Analytical Chemistry Laboratory. The results are attached herewith.

Calibrated by 

(Mr. Danai Srithongkum)

Approved by..... 

for (Mrs. Thippaya Junvee Fortune)

Director of Analytical Chemistry Laboratory

Ref. 2025265020400522001

Calibration Date : 3 February 2022

The results relate only to the items tested/calibrated or value assigned.

Advertising the Report/Certificate and publicity of the results except in full are prohibited unless written permission is obtained from the governor of TISTR.

FM.BL.MTC.002 Rev.4

Head Office

35 Mu 3 Tambon Khlong Ha, Amphoe Khlong Luang,
Changwat Pathumthani 12120, Thailand

Tel. (66) 0 2577 9000

Fax. (66) 0 2577 9009

E-mail : rumpa@tistr.or.th Website:www.tistr.or.th

Office/Laboratory

Soi 1C, Bangpoo Industrial Estate, Sukhumvit Road,
Amphoe Muang, Changwat Samutprakan 10280, Thailand

Tel. (66) 0 2323 1672-80 ext. 115, 116

Fax. (66) 0 2323 9165

E-mail : mtc@tistr.or.th

Office

196 Phahonyothin Road, Chatuchak, Bangkok 10900,
Thailand

Tel. (66) 0 2579 1121-30 ext. 5218, 5225, 5217

Fax. (66) 0 2579 8592

E-mail : sumalee@tistr.or.th

เอกสารไม่ควบคุม

CALIBRATION DATA

1. Noise Level in term of standard deviation

Element	Cd	Cr	Cu	Fe	Pb	Mn	Ni	Zn
Absorbance	-0.0004	0.0002	0.0007	0.0002	-0.0016	-0.0001	-0.0004	-0.0001
	0.0002	-0.0005	0.0010	0.0007	0.0000	-0.0003	0.0007	-0.0014
	-0.0002	0.0001	0.0008	0.0000	-0.0001	-0.0003	-0.0012	-0.0006
	0.0000	-0.0007	0.0007	0.0000	-0.0005	-0.0004	-0.0004	-0.0012
	0.0001	0.0004	0.0013	0.0014	-0.0001	-0.0001	0.0003	-0.0008
	0.0000	-0.0004	0.0003	-0.0012	-0.0005	-0.0007	-0.0004	-0.0008
	0.0000	-0.0009	0.0009	-0.0002	-0.0010	-0.0008	0.0007	-0.0003
	-0.0004	-0.0003	0.0015	0.0010	-0.0005	-0.0003	-0.0002	-0.0004
	0.0004	0.0008	0.0014	-0.0004	-0.0014	-0.0005	-0.0006	-0.0003
	-0.0006	-0.0013	0.0012	-0.0006	-0.0006	-0.0006	-0.0007	-0.0007
	0.0005	-0.0003	0.0014	-0.0004	-0.0008	-0.0003	-0.0006	-0.0011
	-0.0007	-0.0014	0.0004	-0.0001	-0.0001	0.0000	0.0000	-0.0003
	0.0008	0.0004	0.0005	-0.0006	-0.0008	0.0000	-0.0005	-0.0009
	0.0011	0.0002	0.0005	0.0017	-0.0016	-0.0008	0.0004	-0.0005
	0.0002	0.0010	0.0014	-0.0002	-0.0010	-0.0010	0.0002	-0.0001
	0.0001	-0.0011	0.0011	-0.0003	-0.0011	-0.0003	-0.0008	-0.0012
	0.0000	-0.0015	0.0009	-0.0010	-0.0011	-0.0013	0.0000	-0.0004
	0.0015	-0.0012	0.0005	0.0002	-0.0017	-0.0001	0.0005	-0.0002
	0.0006	0.0014	0.0010	0.0002	-0.0003	0.0001	-0.0006	-0.0010
	0.0001	0.0003	0.0003	-0.0001	-0.0004	-0.0002	-0.0001	-0.0001
Average Absorbance	0.000	0.000	0.001	0.000	-0.001	0.000	0.000	-0.001
Standard Deviation	0.0005	0.0008	0.0004	0.0007	0.0005	0.0004	0.0005	0.0004

Continue 2 / 5

INDUSTRIAL METROLOGY AND TESTING SERVICE CENTRE



The results relate only to the items tested/calibrated or value assigned.

Advertising the Report/Certificate and publicity of the results except in full are prohibited unless written permission is obtained from the governor of TISTR.

Head Office

35 Mu 3 Tambon Khlong Ha, Amphoe Khlong Luang,
Changwat Pathumthani 12120, Thailand
Tel. (66) 0 2577 9000
Fax. (66) 0 2577 9009
E-mail : rumpai@tistr.or.th Website:www.tistr.or.th

Office/Laboratory

Soi 1C, Bangpoo Industrial Estate, Sukhumvit Road,
Amphoe Muang, Changwat Samutprakan 10280, Thailand
Tel. (66) 0 2323 1672-80 ext. 115, 116
Fax. (66) 0 2323 9165
E-mail : mtc@tistr.or.th

Office

196 Phahonyothin Road, Chatuchak, Bangkok 10900,
Thailand
Tel. (66) 0 2572 4421-51 ext. 5010, 5225-5217
Fax. (66) 0 2579 8592
E-mail : sumalee@tistr.or.th

เอกสารไม่ควบคุม

2. Precision

Element	Conc. (mg/l)	Absorbance										Ave. Abs.	SD	%RSD
Cd	0.02	0.0074	0.0062	0.0065	0.0062	0.0070	0.0068	0.0070	0.0065	0.0065	0.0069	0.007	0.0004	5.76
	0.30	0.0952	0.0959	0.0951	0.0957	0.0952	0.0950	0.0952	0.0948	0.0956	0.0943	0.095	0.0005	0.49
	0.70	0.2213	0.2180	0.2203	0.2208	0.2234	0.2211	0.2196	0.2219	0.2201	0.2194	0.221	0.0015	0.67
Cr	0.10	0.0096	0.0098	0.0097	0.0102	0.0106	0.0097	0.0098	0.0099	0.0103	0.0093	0.010	0.0004	3.83
	0.30	0.0309	0.0302	0.0300	0.0316	0.0306	0.0299	0.0309	0.0297	0.0311	0.0296	0.030	0.0007	2.20
	0.70	0.0659	0.0667	0.0664	0.0648	0.0656	0.0662	0.0658	0.0638	0.0638	0.0669	0.066	0.0011	1.70
Cu	0.05	0.0080	0.0075	0.0078	0.0075	0.0077	0.0081	0.0080	0.0075	0.0074	0.0076	0.008	0.0003	3.26
	0.30	0.0417	0.0419	0.0412	0.0421	0.0424	0.0420	0.0423	0.0403	0.0418	0.0415	0.042	0.0006	1.47
	0.70	0.0969	0.0965	0.0972	0.0957	0.0961	0.0958	0.0961	0.0963	0.0959	0.0972	0.096	0.0006	0.58
Fe	0.10	0.0090	0.0105	0.0078	0.0099	0.0091	0.0093	0.0096	0.0094	0.0093	0.0084	0.009	0.0007	8.11
	0.50	0.0462	0.0470	0.0464	0.0464	0.0467	0.0462	0.0467	0.0460	0.0468	0.0466	0.047	0.0003	0.67
	1.00	0.0867	0.0886	0.0910	0.0892	0.0897	0.0873	0.0892	0.0885	0.0888	0.0874	0.089	0.0013	1.43
Pb	0.20	0.0091	0.0095	0.0088	0.0087	0.0082	0.0094	0.0090	0.0087	0.0082	0.0090	0.009	0.0004	4.94
	0.70	0.0322	0.0321	0.0324	0.0318	0.0335	0.0326	0.0327	0.0315	0.0336	0.0321	0.032	0.0007	2.09
	1.50	0.0653	0.0645	0.0663	0.0664	0.0652	0.0671	0.0662	0.0666	0.0657	0.0648	0.066	0.0008	1.28
Mn	0.05	0.0092	0.0092	0.0097	0.0087	0.0085	0.0079	0.0096	0.0085	0.0084	0.0099	0.009	0.0007	7.33
	0.30	0.0616	0.0630	0.0632	0.0633	0.0634	0.0628	0.0640	0.0633	0.0640	0.0629	0.063	0.0007	1.08
	0.70	0.1396	0.1366	0.1386	0.1377	0.1386	0.1386	0.1396	0.1380	0.1374	0.1383	0.138	0.0009	0.67
Ni	0.10	0.0102	0.0092	0.0097	0.0104	0.0091	0.0105	0.0105	0.0096	0.0098	0.0102	0.010	0.0005	5.22
	0.50	0.0488	0.0489	0.0489	0.0495	0.0484	0.0490	0.0481	0.0492	0.0495	0.0492	0.049	0.0004	0.91
	1.00	0.0976	0.0979	0.0975	0.0992	0.0977	0.0973	0.0986	0.0962	0.0985	0.0982	0.098	0.0008	0.85
Zn	0.05	0.0340	0.0349	0.0340	0.0352	0.0337	0.0351	0.0344	0.0346	0.0349	0.0343	0.035	0.0005	1.49
	0.30	0.1669	0.1653	0.1628	0.1642	0.1657	0.1637	0.1659	0.1652	0.1654	0.1657	0.165	0.0012	0.72
	0.70	0.3456	0.3467	0.3445	0.3430	0.3422	0.3444	0.3437	0.3438	0.3435	0.3438	0.344	0.0013	0.37

Continue 3 / 5

INDUSTRIAL METROLOGY AND TESTING SERVICE CENTRE

The results relate only to the items tested/calibrated or value assigned.

Advertising the Report/Certificate and publicity of the results except in full are prohibited unless written permission is obtained from the governor of TISTR.



FM.BL.MTC.002 Rev.4



Head Office

35 Mu 3 Tambon Khlong Ha, Amphoe Khlong Luang,
Changwat Pathumthani 12120, Thailand

Tel. (66) 0 2577 9000

Fax. (66) 0 2577 9009

E-mail : rumpai@tistr.or.th Website:www.tistr.or.th

Office/Laboratory

Soi 1C, Bangpoo Industrial Estate, Sukhumvit Road,
Amphoe Muang, Changwat Samutprakan 10280, Thailand

Tel. (66) 0 2323 1672-80 ext. 115, 116

Fax. (66) 0 2323 9165

E-mail : mtc@tistr.or.th

Office

196 Phahonyothin Road, Chatuchak, Bangkok 10900,
Thailand

Tel. (66) 0 2572 1421-51 ext. 5019, 5025, 5017

Fax. (66) 0 2579 8592

E-mail : sumalee@tistr.or.th

เอกสารไม่ควบคุม

Request No. 25-65 / 0398

3 / 5

MTC. ACL. No. 486 / 65

3. Trueness

3.1 Reading on wavelength- Cadmium(Cd) at 228.8 nm.

Element	Standard Value of RM (mg/l)	Reading (mg/l)	Error of Measurement (mg/l)	Error of Measurement (%)	Uncertainty (mg/l)
Cd	0.02004	0.019	-0.001	5.19	± 0.004
	0.30060	0.291	-0.010	3.19	± 0.006
	0.70140	0.678	-0.023	3.34	± 0.012

3.2 Reading on wavelength- Chromium (Cr) at 357.9 nm.

Element	Standard Value of RM (mg/l)	Reading (mg/l)	Error of Measurement (mg/l)	Error of Measurement (%)	Uncertainty (mg/l)
Cr	0.1002	0.101	0.001	0.80	± 0.007
	0.3006	0.298	-0.003	0.86	± 0.012
	0.7014	0.635	-0.066	9.47	± 0.023

3.3 Reading on wavelength- Copper (Cu) at 324.7 nm.

Element	Standard Value of RM (mg/l)	Reading (mg/l)	Error of Measurement (mg/l)	Error of Measurement (%)	Uncertainty (mg/l)
Cu	0.0502	0.046	-0.004	8.37	± 0.004
	0.3012	0.295	-0.006	2.06	± 0.010
	0.7028	0.694	-0.009	1.25	± 0.021

Continue 4 / 5

INDUSTRIAL METROLOGY AND TESTING SERVICE CENTRE

The results relate only to the items tested/calibrated or value assigned.

Advertising the Report/Certificate and publicity of the results except in full are prohibited unless written permission is obtained from the governor of TISTR.

FM.BI.MTC.002 Rev.4

Head Office

35 Mu 3 Tambon Khlong Ha, Amphoe Khlong Luang,
Changwat Pathumthani 12120, Thailand

Tel. (66) 0 2577 9000

Fax. (66) 0 2577 9009

E-mail : rumpai@tistr.or.th Website:www.tistr.or.th

Office/Laboratory

Soi 1C, Bangpoo Industrial Estate, Sukhumvit Road,
Amphoe Muang, Changwat Samutprakan 10280, Thailand

Tel. (66) 0 2323 1672-80 ext. 115, 116

Fax. (66) 0 2323 9165

E-mail : mtc@tistr.or.th

Office

196 Phahonyothin Road, Chatuchak, Bangkok 10900,
Thailand

Tel. (66) 0 2572 1923

Fax. (66) 0 2579 8592

E-mail : sumalee@tistr.or.th



เอกสารไม่ควบคุม

Request No. 25-65 / 0398

4 / 5

MTC. ACL. No. 486 / 65

3.4 Reading on wavelength- Iron (Fe) at 248.3 nm.

Element	Standard Value of RM (mg/l)	Reading (mg/l)	Error of Measurement (mg/l)	Error of Measurement (%)	Uncertainty (mg/l)
Fe	0.1003	0.106	0.006	5.68	± 0.008
	0.5015	0.522	0.021	4.09	± 0.017
	1.0030	0.993	-0.010	1.00	± 0.032

3.5 Reading on wavelength- Lead (Pb) at 217.0 nm.

Element	Standard Value of RM (mg/l)	Reading (mg/l)	Error of Measurement (mg/l)	Error of Measurement (%)	Uncertainty (mg/l)
Pb	0.1988	0.197	-0.002	0.91	± 0.014
	0.6958	0.722	0.026	3.77	± 0.022
	1.4910	1.463	-0.028	1.88	± 0.041

3.6 Reading on wavelength- Manganese (Mn) at 279.5 nm.

Element	Standard Value of RM (mg/l)	Reading (mg/l)	Error of Measurement (mg/l)	Error of Measurement (%)	Uncertainty (mg/l)
Mn	0.04955	0.054	0.004	8.98	± 0.004
	0.29730	0.317	0.0197	6.63	± 0.006
	0.69370	0.682	-0.0117	1.69	± 0.012

Continue 5 / 5

INDUSTRIAL METROLOGY AND TESTING SERVICE CENTRE

The results relate only to the items tested/calibrated or value assigned.

Advertising the Report/Certificate and publicity of the results except in full are prohibited unless written permission is obtained from the governor of TISTR.



FM.BL.MTC.002 Rev.4

Head Office

35 Mu 3 Tambon Khlong Ha, Amphoe Khlong Luang,
Changwat Pathumthani 12120, Thailand

Tel. (66) 0 2577 9000

Fax. (66) 0 2577 9009

E-mail : rumpai@tistr.or.th Website:www.tistr.or.th

Office/Laboratory

Soi 1C, Bangpoo Industrial Estate, Sukhumvit Road,
Amphoe Muang, Changwat Samutprakan 10280, Thailand

Tel. (66) 0 2323 1672-80 ext. 115, 116

Fax. (66) 0 2323 9165

E-mail : mtc@tistr.or.th

Office

196 Phahonyothin Road, Chatuchak, Bangkok 10900,
Thailand

Tel. (66) 0 2572 4431-31 ext. 5212, 5235-5217

Fax. (66) 0 2579 8592

E-mail : sumalee@tistr.or.th

เอกสารไม่ควบคุม

Request No. 25-65 / 0398

5 / 5

MTC. ACL. No. 486 / 65

3.7 Reading on wavelength- Nickel (Ni) at 232.0 nm.

Element	Standard Value of RM (mg/l)	Reading (mg/l)	Error of Measurement (mg/l)	Error of Measurement (%)	Uncertainty (mg/l)
Ni	0.099	0.102	0.003	3.03	± 0.007
	0.495	0.489	-0.006	1.21	± 0.010
	0.990	0.975	-0.015	1.52	± 0.020

3.8 Reading on wavelength- Zinc (Zn) at 213.9 nm.

Element	Standard Value of RM (mg/l)	Reading (mg/l)	Error of Measurement (mg/l)	Error of Measurement (%)	Uncertainty (mg/l)
Zn	0.050	0.050	0.000	0.00	± 0.012
	0.300	0.307	0.007	2.33	± 0.011
	0.700	0.660	-0.040	5.71	± 0.015

Remark : The reported uncertainty is an expanded uncertainty calculated using a coverage factor of 2 ($k = 2$) which gives a level of confidence of approximately 95%

Calibrated by Danai Srithongkum
(Mr. Danai Srithongkum)

Approved by Suthida
(Mrs. Thippaya Junvee Fortune)
Director of Analytical Chemistry Laboratory
Calibration date : 3 February 2022

INDUSTRIAL METROLOGY AND TESTING SERVICE CENTRE

The results relate only to the items tested/calibrated or value assigned.
Advertising the Report/Certificate and publicity of the results except in full are prohibited unless written permission is obtained from the governor of TISTR.

FM.BL.MTC.002 Rev.4

Head Office

35 Mu 3 Tambon Khlong Ha, Amphoe Khlong Luang,
Changwat Pathumthani 12120, Thailand
Tel. (66) 0 2577 9000
Fax. (66) 0 2577 9009
E-mail : rumpai@tistr.or.th Website:www.tistr.or.th

Office/Laboratory

Soi 1C, Bangpoo Industrial Estate, Sukhumvit Road,
Amphoe Muang, Changwat Samutprakan 10280, Thailand
Tel. (66) 0 2323 1672-80 ext. 115, 116
Fax. (66) 0 2323 9165
E-mail : mtc@tistr.or.th

Office

196 Phahonyothin Road, Chatuchak, Bangkok 10900,
Thailand
Tel. (66) 0 2572 1121-51 ext. 5019, 5015, 5017
Fax. (66) 0 2579 8592
E-mail : sumalee@tistr.or.th

เอกสารไม่ควบคุม

DMA-80 Direct Mercury Analyzer SERVICE PROTOCOL REPORT

To be filled in before service visit (1st page)

Customer information:

Company:	บริษัท อีทีเอส เทคโนโลยี จำกัด
Department:	Lab
Person in charge:	นาย อภิรักษ์
Address:	3 หมู่ 10 ตำบล 41 ถนน
Tel.:	
E-mail:	

Technical data:

Unit Serial Number:	11030982	
Terminal type or USB-640 Gateway:	Terminal 640	SN 1012000091
Software, type and revision:	Easy control	Rev. 02-D
Air Compressor (if present)	-	SN -
Gas system pump (if present)	-	SN -
Installation and last maintenance dates:	Inst. on:	Maint. on:

NOTE: after achievement of the following protocol a filled and signed copy of this report has to be sent to Milestone srl at: service@milestonesrl.com

For the best result of the test below we recommended to use the Milestone DMA-80 Service Kit (PN DMA-SKIT).

1. VISUAL INSPECTION

	Good	Damaged	Corroded/Dirty
External chassis	✓		
Inside	✓		
Electric parts	✓		
Screws	✓		

2. ELECTRICAL SAFETY TEST




Using a suitable testing device check the below reported parameters and take note of the results.

Parameter	Result	OK	Not OK
Insulating resistance: $R_{iso} \geq 0,5M\Omega$	Actual value: 230 VAC	✓	
Grounding resistance: $R_{PE} \leq 100m\Omega$	Actual value: 0.6 VAC	✓	

3. PRESSURE CHECK

	Oxygen (purity $O_2 > 99,95\%$)	Milestone air compressor
Gas carrier	Oxygen Purity: 99.99%	-

The pressure at the supply source manometer should be approx. 4.0bar
The flow rate depends by type of cuvette installed on the DMA-80 unit.

									
	Correct value	Actual value	Final value	Correct value	Actual value	Final value	Correct value	Actual value	Final value
Inlet pressure	3.1 bar	-	-	3.1 bar	-	-	3.1 bar	3.1 bar	Pass
Flow rate	10-12 l/h	-	-	8-10 l/h	-	-	6-8 l/h	7 l/h	Pass

Check all possible leakage points and their conditions:

	Good	Damaged	Corroded
Tubing	✓		
Silicon joints	✓		
O-rings	✓		
Cuvette sealing O-rings	✓		
Gas connections	✓		
Valves	✓		
Sample boat carrier	✓		
Catalyst flange	✓		

4. AUTOSAMPLER SYSTEM

	OK	Not OK	Re-Adjusted
Calibration of autosampler motor	↓		
Cylinders alignment	↓		

	Fast	Slow	Normal
Speed of pneumatic cylinders			✓

Using the maintenance grease, periodically lightly lubricate all exposed steel rods of the horizontal and vertical cylinders.

5. COMPONENTS CHECK

Conditions of the different parts used/installed on DMA unit:



	OK	Not OK	Replaced	Cleaned
Catalyst tube	↓			
Amalgamator	↓			
Quartz boats	↓			
Nickel boats	-			
Autosampler plate	↓			
Gas kit accessories	-			

6. TEMPERATURES

	Correct value		Actual value	Final value
Drying/ Decomposition furnace	If controlled by Infrared sensor	850°C ± 10°C	-	-
	If controlled by thermocouple	650°C ± 10°C	650 °C	Pass
Catalyst furnace	565 °C	615°C ± 10°C	565 °C	Pass
Amalgamator stand by temperature		170°C ± 10°C	170 °C	Pass
Amalgamator heating temperature		850°C ± 10°C	850 °C	Pass
Cuvette		125°C ± 5°C	125 °C	Pass

7. SPECTROMETER

The spectrometer can be equipped with a single beam system (ducon lamp) or with a dual beam system (tricon lamp)

	Old cuvette type						Actual cuvette type					
												
	Gain			Offset			Gain			Offset		
	Correct value	Actual value	Final value	Correct value	Actual value	Final value	Correct value	Actual value	Final value	Correct value	Actual value	Final value
Dualcell system	3,6VDC	-	-	0,015VDC ± 0,005VDC	-	-	3,93VDC	2.9V	Pass	0,015VDC ± 0,005VDC	0.015V	Pass
Tricell system*	-	-	-	-	-	-	3,96VDC	-	-	0,015VDC ± 0,005VDC	-	-

(*)The recommended Hg lamp operating signal should be around 3,96VDC (for detector 2) and 3,93VDC (for detector 1).

	OK	Not OK
Conditions of the spectrometer system	✓	
Alignment between lamp, cuvette and detector	✓	
Cuvette cleaning (glass windows, sealing O-rings...)	✓	
Lamp intensity	✓	
Operation of the mechanical shutter (if present)	✓	

8. MILESTONE AIR COMPRESSOR

N.A.

Maintenance	OK	Date last service
Drain (compressor)		
Replacing air filters (air filter)		
Check sealing connections		

9. PARTS TO BE REPLACED

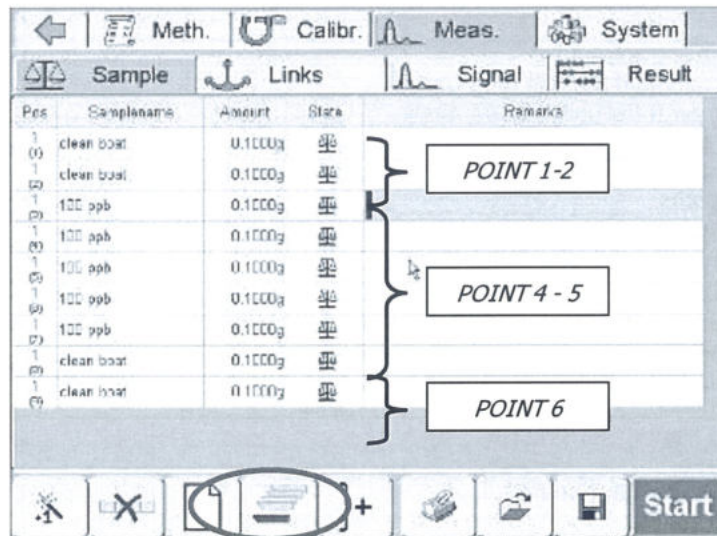
PN	DESCRIPTION	Replaced	Not
----	-------------	----------	-----

			Not Replaced
DMA8133	Catalyst tube: 6 months if the unit runs daily, 1 year if the unit is used rarely. <i>In case of analyse of sample with high organic concentration the lifetime of the catalyst can be less than 6 months.</i>		✓
DMA8134	Amalgamator: 6 months if the unit runs daily 1 year if the unit is used rarely		✓
DMA8195A	Hg lamp tri-cell (model 2011) (for kit p/n DMA8355): 2 years	-	-
DMA8137	Hg lamp dual-cell: 2 years		✓
70200	Hg trap 1 year		✓
DMA8058/B	Amalgamator coil 1 year or as soon as the heating is not more homogeneous		✓
DMA8142	Nickel sample boats (set of 40pcs) 2 years if strongly used, replace after 1 year	-	-
DMA8347	Quartz sample boats (set of 10pcs) 4 years		✓
DMA8335	Metal sample boat carrier 2 years		✓
SL0108	PU-tube diam. 6/4 mm for internal O ₂ /air supply 2 years		✓
SO0376D	Heating coil for drying/decomposition 2 years		✓

10. TESTING PROCEDURE


It consists to run some measurements for the evaluation of the analytical performance of the unit, like: absorbance, peaks shape, temperatures, lamp signal and verify the proper working of whole system.

- 1) Run minimum 2 blanks on the same sample boat (quartz if possible) in manner to clean it
- 2) Run blanks until absorbance value (Height) decrease under 0.0020
- 3) Set a fresh and stabilized 100µg/L Hg standard according to the prescriptions reported on the DMA80 User Manual. The quality of the used standard is fundamental for the success of the entire procedure
- 4) Weight approximately 100µg of the fresh 100µg/L – Standard (10ng) and start the analysis as a single measurement mode
- 5) Repeat five times the test
- 6) Run again two blanks measurements



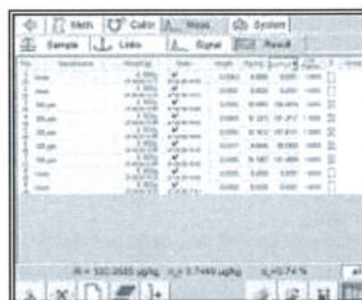
Now, it is possible to evaluate:

- Peaks



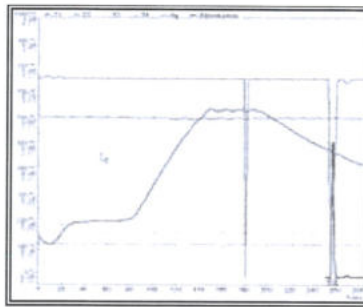
- The shape of the peak must be regular.
- The distance between Peak Cell 1 and Peak Cell 2 must be between 11 to 15 seconds.

- Results



- The obtained absorbance (height) of the Blank must be < 0.0020.
- The obtained absorbance (height) must be > 0.42 for each 100ppb analysis (0.22 with cuvette installed until December 2005, DMA s/n 05120292.)
- The relative standard deviation (rsd) is < 1.5 %.
- After two blanks (after 10ng measurements), the absorbance is < 0.0020.

- Temperatures & signal profiles



- The Hg lamp signal must be between 3.8 and 4.5V and stable. A few minutes after the start of the analysis the lamp does switch off because of the zero detection but then it instantly returns to the original condition. In case of Tricell configuration two green colour graphics are reported. After the zero shuttering the time necessary to return to full signal is longer on Tricell compare to Ducon lamp.
- During the run the catalyst oven temperature must be stable around to 615°C.
- The drying and ashing furnace must follow the set temperature method.
- During the run the Amalgamator furnace temperature must be stable at the stand by temperature (170°C). Then at the release step it must raise up to 850/900°C.
- The Cuvette temperature must be stable at approximately 125°C.
- The Hg absorbance peaks must be correctly detected and reported.

11. FINAL REPORT

All screws inserted and tightened	Pass
All tubing sealing connections checked, cleaned or replaced and tightened	Pass
All heating elements are working	Pass
Sensors installed, checked and tightened	Pass
Safety devices (thermo switch) fully checked	Pass
All exhaust and cooling fans are functioning	Pass
Testing procedure successfully passed	Pass
Necessary tools available at customer's site	Pass
Last revision of User Manual available at customer's site	Pass
Advised customer about care and maintenance instructions	Pass

Remarks:

Date	Service Engineer Name	Signature
24/3/65	นายสมชาย ใจดี	นายสมชาย ใจดี

--



TECHNOLOGY PROMOTION ASSOCIATION (THAILAND-JAPAN)
CALIBRATION AND TESTING EQUIPMENT SERVICES

534/4 PATTANAKARN ROAD SOI 18, SUANLUANG, SUANLUANG BANGKOK 10250

TEL. 0-2717-3000-24 FAX. 0-2719-9484

Cert.No.: 21CH1017

Page.: 1 of 2

Certificate of Calibration

Equipment : Turbidity Meter
Manufacturer : Oakton
Model : T100IR
Serial No. : 1120501017
ID. No. : UAE.WAT.056/2563
Condition As-Received: Used Item
Received Date : 09 August 2021
Calibration Date : 17 August 2021
Reference : 2108-0201WSC-1
Submitted by : United Analyst and Engineering Consultant Co.,Ltd.
3 Soi Udomsuk 41, Sukhumvit Road, Bangchak,
Phrakhanong, Bangkok 10260
Ambient Temperature : (25 \pm 2.5) °C
Relative Humidity : (50 \pm 20) %
Calibration Procedure : In - house method : CP-CH11
based on direct measurement by
using Formazin standard solution

Calibrated by : Walalak Sirithean

Approved by :

Approved Signatory

- (☒) Malee Butkruea
() Saithip Meangmai
() Warakorn Lerngatrakul

Issue Date : 23 August 2021

The Uncertainties are for a confidence probability of approximately 95%.

This certificate may not be reproduced other than in full, except with the prior written
approval of the head of Calibration and Testing Equipment Services.

เอกสารไม่ควบคุม
A 0007434



Cert.No. : 21CH1017

Page. : 2 of 2

Condition of this calibration result

1. Reference Standard Instruments :

This certification is traceable to the International System of unit (SI unit) through Technology Promotion Association (Thailand-Japan).

<u>Instruments</u>	<u>Serial No.</u>	<u>ID No.</u>	<u>Certificate No.</u>	<u>Due date</u>
1) Thermo-Hygrograph	1103328	130EC010	21H1462	27 June 2022
2) Electronic Balance	1126143764	140RC004	20MM595	27 Sep 2021

2. Standard Material : The Formazin suspension has been prepared gravimetric from

<u>Material</u>	<u>Manufacturer</u>	<u>Lot No.</u>	<u>Assay</u>
1) Hexamethylenetetramine	HIMEDIA	0000343342	99.5%
2) Hydrazinium Sulfate	HIMEDIA	0000332928	99.2%

3. This certificate is valid only to the item calibrated on date and place of calibration.

Calibration result

Performing five - Formazin suspension standard curve by using 0,20,100,400,800 NTU
Turbidity Meter Serial Number : 1120501017

Standard Formazine suspension (NTU)	UUC* Reading (NTU)	Uncertainty of Measurement (\pm NTU)	Coverage Factor k
0	0.00	0.0062	2.00
20	20.2	0.39	2.00
100	101	0.72	2.00
400	403	1.5	2.09
800	803	2.1	2.13

Remark

- UUC* = Unit Under Calibration
- NTU = Nephelometric Turbidity Units

The reported uncertainty of measurement was based on a standard uncertainty multiplied by a coverage factor k , providing a level of confidence of approximately 95 %.

-o0o-

Malu.

เอกสารไม่ควบคุม
a 1066939

CERTIFICATE OF CALIBRATION

Certificate No. : SP22-016

Page 1 of 5

Customer : United Analyst and Engineering Consultant Co.,Ltd. (Head Office)

Address : 3 Soi Udomsuk 41, Sukhumvit Road, Bangchak, Phrakhanong,

Bangkok 10260

Location of calibration : Laboratory 315

Equipment : UV-Vis Spectrophotometer

Manufacturer : Agilent Technologies

Model : Cary 60

Serial No. : MY15410009

ID No. : N/A


Received Date : 23 May 2022

Calibration Date : 23 May 2022

Issue Date : 26 May 2022

Condition Instrument : Good

Calibrated by :



(Mr.Tanawut Rittidach)

Technical Manager

Approved by :



(Ms. Chonthicha Sangngern)

Quality Manager

The calibration result is applied only to the above calibrated item and was found accurate as shown on date and place of calibration only.

The measurement capability of the laboratory and its traceability to recognized national standards and to the unit of measurement realized at the corresponding national standards laboratory. This certificate may not be reproduced other than in full except with the prior written approval of the DQE Services Co., Ltd.

เอกสารไม่ควบคุม

REPORT OF CALIBRATION

Certificate No. : SP22-016

Page 2 of 5

Environment Condition : Ambient Temperature 25 ± 5 °CRelative humidity 55 ± 20 %RH**Calibration method :** In-house method CP-01 Based on ASTM E275-08**Certified Reference Materials :**

Material	Serial No.	Certificate No.	Due date
Absorbance Standard set	25760	95935	22 October 2023
Absorbance Standard set	25757	95929	22 October 2023
Wavelength Standard set	25806	95916	22 October 2023
Wavelength Standard set	25758	95915	22 October 2023

Traceability : This certification is traceable to the International System of Unit maintained at National -

Institute of Standards and Technology (NIST) through Starna Scientific Limited

Spectral Band Width of UUC : 1.5 nm.**Scan Speed of UUC :** 90 nm/min**Scan Interval of UUC :** 0.15 nm.**Resolution of UUC :** Photometric 0.0001 Abs.

Wavelength 0.1 nm.

เอกสารไม่ควบคุม

REPORT OF CALIBRATION

Certificate No. : SP22-016

Page 3 of 5

Calibration Results : Without adjustment

Photometric Accuracy :

Wavelength (nm.)	CRMs Values (Abs)	UUC Reading (Abs)	Correction (Abs)	Uncertainty (Abs)	Coverage factor <i>k</i>
420	0.0000	0.0000	0.0000	0.0028	2.00
	0.5787	0.5755	0.0032	0.0031	2.00
	1.0490	1.0436	0.0054	0.0029	2.00
	2.1900	2.1847	0.0053	0.0075	2.00
440	0.0000	0.0000	0.0000	0.0028	2.00
	0.5607	0.5588	0.0019	0.0034	2.00
	1.0247	1.0232	0.0015	0.0035	2.00
	2.1229	2.1211	0.0018	0.0082	2.00
465	0.0000	0.0000	0.0000	0.0028	2.00
	0.5236	0.5197	0.0039	0.0029	2.00
	0.9634	0.9625	0.0009	0.0028	2.00
	1.9763	1.9752	0.0011	0.0070	2.00
546.1	0.0000	-0.0001	0.0001	0.0028	2.00
	0.5191	0.5171	0.0020	0.0031	2.00
	1.0003	0.9984	0.0019	0.0033	2.00
	1.9987	1.9946	0.0041	0.0084	2.00
590	0.0000	0.0000	0.0000	0.0028	2.00
	0.5523	0.5509	0.0014	0.0030	2.00
	1.0809	1.0799	0.0010	0.0029	2.00
	2.0391	2.0329	0.0062	0.0080	2.00
635	0.0000	0.0000	0.0000	0.0028	2.00
	0.5601	0.5584	0.0017	0.0031	2.00
	1.0512	1.0498	0.0014	0.0029	2.00
	1.9294	1.9265	0.0029	0.0082	2.00

เอกสารไม่ควบคุม

REPORT OF CALIBRATION

Certificate No. : SP22-016

Page 4 of 5

Photometric Accuracy :

Wavelength (nm.)	CRMs Values (Abs)	UUC Reading (Abs)	Correction (Abs)	Uncertainty (Abs)	Coverage factor <i>k</i>
235	0.0000	0.0001	-0.0001	0.0050	2.00
	0.7478	0.7421	0.0057	0.0056	2.00
257	0.0000	0.0000	0.0000	0.0050	2.00
	0.8686	0.8619	0.0067	0.0059	2.00
313	0.0000	0.0000	0.0000	0.0050	2.00
	0.2912	0.2896	0.0016	0.0051	2.00
350	0.0000	0.0000	0.0000	0.0050	2.00
	0.6448	0.6403	0.0045	0.0055	2.00

REPORT OF CALIBRATION

Certificate No. : SP22-016

Page 5 of 5

Wavelength Accuracy :

CRMs Values (nm.)	UUC Reading (nm.)	Correction (nm.)	Uncertainty (nm.)	Coverage factor <i>k</i>
241.72	242.0	-0.28	0.18	2.00
279.45	279.5	-0.05	0.18	2.00
287.81	287.5	0.31	0.18	2.00
334.06	333.5	0.56	0.18	2.00
360.93	360.5	0.43	0.18	2.00
418.59	418.0	0.59	0.18	2.00
445.94	445.4	0.54	0.18	2.00
453.66	453.2	0.46	0.18	2.00
460.02	459.7	0.32	0.18	2.00
536.59	536.2	0.39	0.18	2.00
637.98	638.3	-0.32	0.18	2.00
431.38	431.0	0.38	0.18	2.00
472.50	472.5	0.00	0.18	2.00
513.47	513.5	-0.03	0.18	2.00
528.88	528.5	0.38	0.18	2.00
573.17	573.0	0.17	0.18	2.00
585.35	585.0	0.35	0.20	2.00
684.40	684.7	-0.30	0.18	2.00
740.72	740.8	-0.08	0.20	2.00
748.55	748.5	0.05	0.18	2.00
807.03	807.3	-0.27	0.18	2.00
879.28	879.0	0.28	0.18	2.00

Remark : - UUC = Unit Under Calibration

- N/A = Not Available

- The result expanded uncertainty of measurement U is stated as the standard uncertainty of measurement multiplied by the coverage factor k ,

which for a normal distribution corresponds to a coverage probability of approximately 95%

- * Indicates non TISI accredited

- End of Certificate -

เอกสารไม่ควบคุม